2000 Apportionment Report

Muskegon County, Michigan

Prepared for:	Muskegon County Clerk's Office
Approved by:	Muskegon County Board of Commissioners
Prepared by:	Muskegon County Equalization Department
	Clifford A. Turner, Director
Date approved:	October 24, 2000

Memorandum

Muskegon County
Equalization Department
231-724-6386 (Fax #231-724-1129)
173 E. Apple Ave., Muskegon, MI 49442
www.co.muskegon.mi.us/equalization

DATE: October 25, 2000

FROM: Muskegon County Equalization Department

RE: 2000 Apportionment Report

The County Board has approved the Apportionment Report as of October 24, 2000, but Sullivan Township is having a vote November 6, 2000 and the report may have to be amended at that time.

2000 Muskegon County Apportionment Report

October 17, 2000

Board of Commissioners
County of Muskegon
990 Terrace, County Building
Muskegon, MI 49442

Honorable Commissioners:

The Muskegon County Equalization Department has prepared this report as authorized by the Ways and Means Committee of the Muskegon County Board of Commissioners. This report presents an in-depth analysis of Muskegon County tax levies, collections and distributions as they relate to County, Townships, Villages, Cities, Local school districts, Intermediate school districts, and the Community college. This report is subject to amendments as dictated by statute. All valuation amounts have been certified by the Michigan State Tax Commission and are subject to adjustment by local boards of review, the State Tax Commission, Michigan Department of Treasury, and the Michigan Tax Tribunal. The report enumerates both summer and winter collections.

The statutory responsibility of the County Board of Commissioners is contained in Sec. 37 of the General Property Tax Law, Public Act 206 of 1983 as amended, Sections 211.1 through 211.157:

> *Sec. 37. The county board of commissioners, at its annual session in October of each year, shall ascertain and determine the amount of money to be raised for county purposes, and shall apportion such amount, and also the amount of the state tax and indebtedness of the county to the state among the several townships in the county in proportion to the valuation of the taxable property therein, real and personal, as determined by it, or as determined by the board of the state tax commissioners upon appeal in the manner provided by law, for that year, which determination and apportionment shall be entered at large on its records. It shall also examine all certificates, statements, papers, and records submitted to it, showing the moneys to be raised in the several townships for school, highway, drain, township, and other purposes. It shall hear and duly consider all objections made to raising any such moneys by any taxpayer to be affected thereby. If it shall appear to the board that any certificate, statement, paper, or record is not properly certified, or that the same is in anyway defective, or that any proceeding to authorize the raising of any such moneys has not been had or is in anyway imperfect the board shall verify the same, and if the certificate, statement, paper, record or proceeding can then be corrected and the board shall authorize and require the defects or omissions of proceedings to be corrected, supplied, or had. It may refer any or all the certificates, statements, papers, records, and proceedings to the prosecuting attorney, whose duty it shall be to examine the same and without delay report in writing his opinion to the board. It shall direct that the several amounts of money proposed to be raised for township, school, highway, drain, and all other purposes as shall be authorized by law, be spread upon the assessment roll of the proper townships, wards, and cities. Such action and direction shall be entered in full upon the record of the proceedings of the board, and shall be final as to the levy and assessment of all such taxes, except when there is a change made in the equalization of any county by the board of state tax commissioners upon appeal in the manner provided by law. The direction for spread of taxes shall be expressed in terms of millages to be spread against the state equalized values of properties and shall not direct the raising of any specific amount of money. This section does not apply when section 36(2) applies. Last Am. 1973, Act 135, Immediate effect, Nov. 2, 1973.*

Additionally, the amounts do not include revenue from special assessment rolls, or specific rolls such as tax-abated properties.

Respectfully submitted,

Clifford A. Turner, Director
Equalization Department

Local School District Millage Authorization Chart

Type of Millage Levied by Local School District	Properties Against Which the Millages are Levied
Supplemental (Hold Harmless) Millage.	**All Properties in the Local School District**
Up to 18 mills of operating millage when there is no Supplemental (Hold Harmless) millage levied or when there is less than 18 mills of Supplemental (Hold Harmless) millage levied.	**Non-Homestead and Non Qualified agricultural Properties in the Local School District**
Millage levied under MCL 380.1212 for the purpose of creating a building and site sinking fund. This levy is subject to the "Headlee" rollback but NOT the "Truth in Taxation" rollback.	**All Properties in the Local School District**
Millage levied for operating a community college under Part 25 of the School Code of 1976.	**All Properties in the Local School District**
Millage levied under MCL 380.1356(4) for eliminating an operating deficit.	**All Properties in the Local School District**
Certain millages levied for the operation of a library. Please see MCL 380.1211(8)(f)(iv and v) for details.	**All Properties in the Local School District**
Certain taxes levied for operation of a swimming pool. Please see MCL 380.1211(8)(f)(vi) for details.	**All Properties in the Local School District**

Changes, Additions, and Renewals Effective For 2000 Levies

CITIES AND TOWNSHIPS

Local Unit	Approval Date	Millage	Purpose or Designation
Muskegon Township	08/08/00	2.0000	Public Safety Renewal
Muskegon Township	08/08/00	.5000	Street Lighting Renewal
Ravenna Township	08/08/00	2.0000	Fire Department Renewal

- M.C.L.A. 211.36 authorizes a current year levy of a referendum until the first Tuesday after the first Monday in November for townships. Cities are subject the same requirements unless its charter specifies a date prior to that date. Schools are authorized for a current year levy of a referendum until December 7.

Other Local Government & Authorities

Jurisdiction	Approval Date	Millage	Purpose or Designation
Muskegon County Drain Commissioner	09/01/00	Pro-rata by Frontage	Montague Drain Special Assessment – Montague Township and City of Montague - $2,634.01 Total Project Cost
Muskegon County Drain Commissioner	09/01/00	Pro-rata by Frontage	Greiner Drain Special Assessment – Casnovia Township and Village - $262.10 Total Project Cost

SCHOOLS AND INTERMEDIATE SCHOOL DISTRICTS

Name of District or Taxing Jurisdiction	Approval Date	Millage	Purpose or Designation
Coopersville Public Schools	06/12/00	18.000	Renewal of Non-Homestead
Fruitport Public Schools	06/12/00	18.000	Renewal of Non-Homestead
Grant Public Schools	06/12/00	18.000	Renewal of Non-Homestead
Holton Public Schools	06/12/00	18.000	Renewal of Non-Homestead
Mona Shores Public Schools	06/12/00	18.000	Renewal of Non-Homestead
Ravenna Public Schools	06/12/00	1.000	Headlee Overide Non-Homestead

Other Ballot Proposals and Legislative or Administrative Changes

The proposed incremental millage increase for bonding requested by the Montague Public Schools was defeated on April 29, 2000. On August 8, 2000, voters rejected a .075 mill levy for 20 years to support the Muskegon County Conservation District. On September 28, 2000, voters rejected a .85 mill levy for 20 years to support a countywide library operation. In November of 2000, Sullivan Township is requesting 1 mill for fire and emergency services for 4 years commencing with the 2000 levy. Also on that date, the City of Norton Shores is requesting approval of increasing the general fund millage by 1.5 mills and increase the general fund millage by .5 mills and increase the capital improvement fund by 1 mill to construct a community center and pool. The millage will not be levied until 2001. Additionally, Effective August 1, 1999. Public Act #38 of 1999 requires taxing jurisdictions to round down millage rate to four places beyond the decimal point. Our policy has always been to round millage rates to four places beyond the decimal point, but we will need to modify the formulas in the Apportionment Report to perform the rounding down function. The change has had negligible impact on most levies, including Muskegon County.

In conclusion, the 2000 Muskegon County Apportionment Report authorizes the total levy of approximately $115,637,000 to be collected by all local taxing jurisdictions. Table 'A' and Figure 1 presents the five-year trend for taxable value, total tax levies, annual percentage change of total tax levy, and the annual effective tax rate. As evident, the electorate's disapproval of the numerous millage

Table A
Property Tax Base and Levy Trends

Year	*Taxable Value*	*Tax Levy*	*Change*	*Effective Rate*
1996	2,368,439,887	92,058,630	7.2%	3.89%
1997	2,523,467,328	97,130,759	5.5%	3.85%
1998	2,639,408,331	101,846,019	4.9%	3.86%
1999	2,808,287,454	110,153,928	8.1%	4.17%
2000	2,969,387,077	115,636,972	5.7%	3.89%

Please note that the effective tax rate is the total property tax burden expressed as a percent of taxable value.

Figure 1
Property Taxes

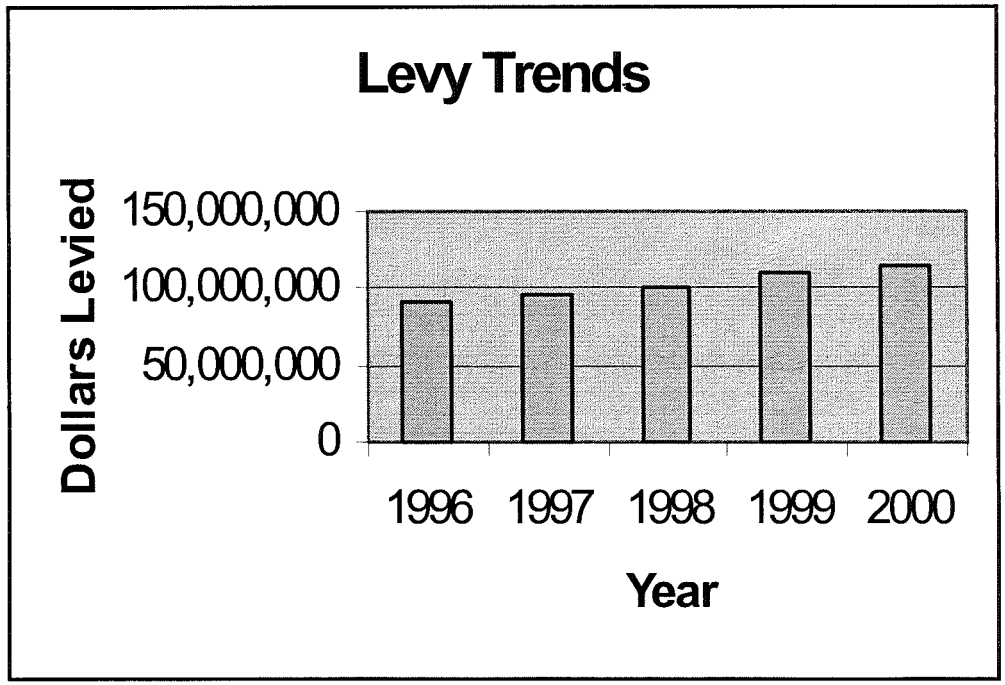

2000 Muskegon County Apportionment Report

ASSESSING OFFICERS FOR THE COUNTY OF MUSKEGON AS OF OCTOBER 1, 2000

STATE CERTIFICATION REQUIRED	LOCAL UNIT	ASSESSORS NAME	STATE CERTIFICATION HELD
I	Blue Lake Township	Marion Knash	II
I	Casnovia Township	Debbie Schuitema	I
I	Cedar Creek Township	James Muston	I
II	Dalton Township	Robert Frain	III
II	Egelston Township	Marla Platt	III
II	Fruitland Township	Clifford Turner	IV
II	Fruitport Township	Lesli Lehner	II
I	Holton Township	Marion Knash	II
II	Laketon Township	Robert Frain	III
I	Montague Township	Marla Platt	III
I	Moorland Township	Martha Hicks	III
III	Muskegon Township	Martha Hicks	III
I	Ravenna Township	Marla Platt	III
I	Sullivan Township	Clifford Turner	IV
I	Whitehall Township	Clifford Turner	IV
II	White River Township	Marla Platt	III
I	City of Montague	Clifford Turner	IV
IV	City of Muskegon	Clifford Turner	IV
III	City of Muskegon Heights	Robert Jackson	III
II	City of North Muskegon	Clifford Turner	IV
III	City of Norton Shores	Clifford Turner	IV
II	City of Roosevelt Park	Clifford Turner	IV
III	City of Whitehall	Clifford Turner	IV

EQUALIZATION DEPARTMENT STAFF MEMBERS

NAME & POSITION	CERTIFICATION LEVEL	NAME & POSITION	CERTIFICATION LEVEL
Clifford Turner, Director	IV	Penny Good, Appraiser	II
Larry Millard, Deputy Director	IV	Annette Messenger, Appraiser	II
Dennis Burns, Assessment Administration Supervisor	III	Michelle Hefner, Appraisal Technician	II
Susan Bowen, Senior Appraiser	III	Heather Singleton, Appraisal Technician	II
Maria Hartness, Senior Appriaser	III	Thomas Van Bruggen, Geographic Information Technician	
Jerry Groeneveld, Senior Appraiser	III	Mildred Hartman, Departmental Clerk	I
Joann Pierce Hunt, Senior Appraiser	III	Deborah Balcom, Clerk II	
Susan Barclay, Senior Appraiser	III	Shirley Sweringen Clerk II	
Vicki Emery, Senior Appraiser	III	Teresa Stone Clerk II	
Dan VanderKooi, Senior Appraiser	III	Rebecca Langlois	

MUSKEGON COUNTY
1999 PROPERTY TAXES

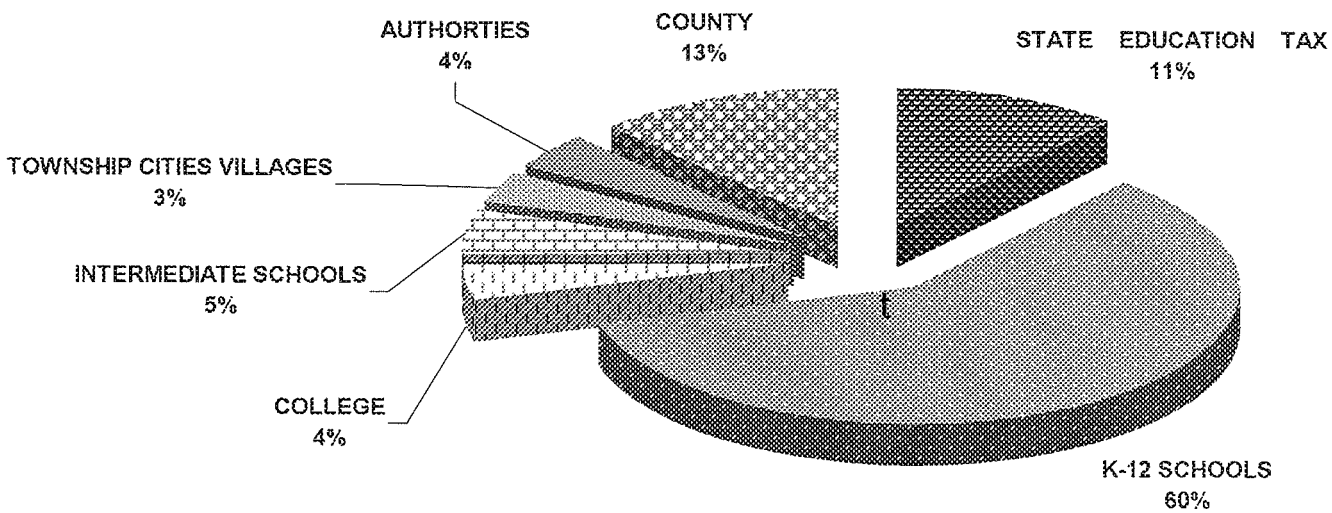

MUSKEGON COUNTY TOTAL TAX LEVY COMPARISION
OVER PAST 10 YEARS

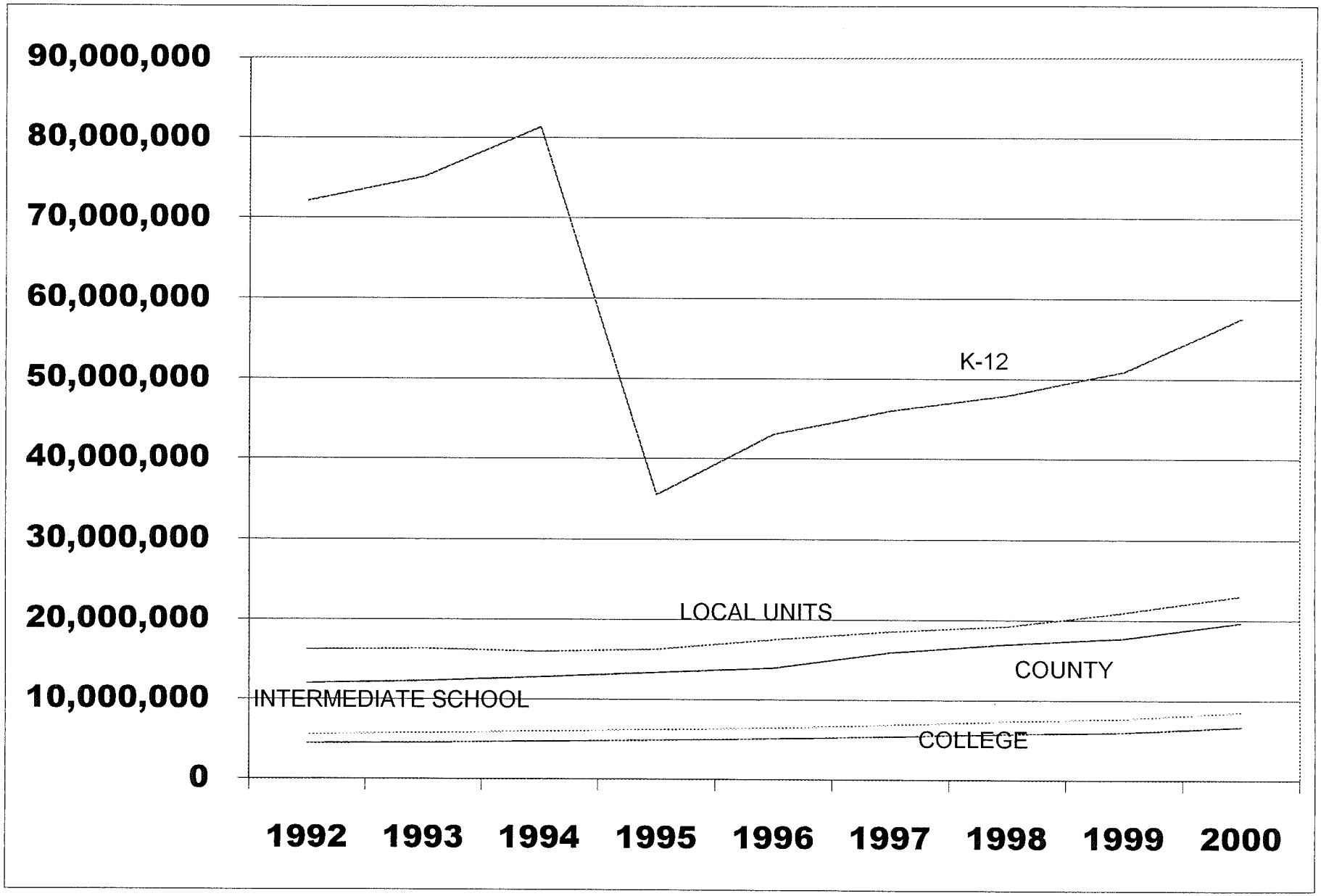

MUSKEGON COUNTY CERTIFIED TAX RATES

BLUE LAKE TOWNSHIP HOLTON SCHOOLS

(PER $1000 OF TAXABLE VALUE)

MUSKEGON COUNTY 2000 TAX DOLLARS

	SUMMER HOMESTEAD	SUMMER NON-HOMESTEAD	WINTER HOMESTEAD	WINTER NON - HOMESTE	HOMESTEAD TAXABLE	NON-HOMESTEAD TAXABLE	TOTAL TAXABLE	HOMESTEAD DOLLARS	NON-HOMESTEAD DOLLARS	TOTAL DOLLARS
TOWNSHIP MILLAGE										
ALLOCATED/CHARTER	0.0000	0.0000	1.0017	1.0017	11,535,115	5,008,805	16,543,920	11,555	5,017	16,572
VOTED	0.0000	0.0000	3.3152	3.3152	11,535,115	5,008,805	16,543,920	38,241	16,605	54,846
DEBT	0.0000	0.0000	0.0000	0.0000	11,535,115	5,008,805	16,543,920	0	0	0
AUTHORITIES	0.0000	0.0000	0.0000	0.0000	11,535,115	5,008,805	16,543,920	0	0	0
TOTAL TOWNSHIP	0.0000	0.0000	4.3169	4.3169	11,535,115	5,008,805	16,543,920	49,796	21,623	71,418
COUNTY MILLAGE										
OPERATING	0.0000	0.0000	5.7966	5.7966	11,535,115	5,008,805	16,543,920	66,864	29,034	95,898
VETERAN AFFAIRS	0.0000	0.0000	0.0766	0.0766	11,535,115	5,008,805	16,543,920	884	384	1,267
MUSEUM OPERATING	0.0000	0.0000	0.3224	0.3224	11,535,115	5,008,805	16,543,920	3,719	1,615	5,334
QUALITY OF LIFE	0.0000	0.0000	0.4300	0.4300	11,535,115	5,008,805	16,543,920	4,960	2,154	7,114
TOTAL COUNTY	0.0000	0.0000	6.6256	6.6256	11,535,115	5,008,805	16,543,920	76,427	33,186	109,613
SCHOOL MILLAGE 61-120										
STATE EDUCATION	0.0000	0.0000	6.0000	6.0000	11,535,115	5,008,805	16,543,920	69,211	30,053	99,264
18 MILL NON HOMESTEAD	0.0000	0.0000	0.0000	18.0000	11,535,115	5,008,805	16,543,920	0	90,158	90,158
BOND/DEBT	0.0000	0.0000	7.2400	7.2400	11,535,115	5,008,805	16,543,920	83,514	36,264	119,778
LOCAL ENHANCEMENT	0.0000	0.0000	0.0000	0.0000	11,535,115	5,008,805	16,543,920	0	0	0
TOTAL SCHOOL	0.0000	0.0000	13.2400	31.2400	11,535,115	5,008,805	16,543,920	152,725	156,475	309,200
MUSK INTERMEDIATE SCHOOL										
OPERATING	0.0000	0.0000	0.4675	0.4675	11,535,115	5,008,805	16,543,920	5,393	2,342	7,734
VOTED	0.0000	0.0000	2.3374	2.3374	11,535,115	5,008,805	16,543,920	26,962	11,708	38,670
TOTAL INTERMEDIATE	0.0000	0.0000	2.8049	2.8049	11,535,115	5,008,805	16,543,920	32,355	14,049	46,404
MUSK COMMUNITY COLLEGE										
VOTED	0.0000	0.0000	2.2417	2.2417	11,535,115	5,008,805	16,543,920	25,858	11,228	37,087
TOTAL COLLEGE	0.0000	0.0000	2.2417	2.2417	11,535,115	5,008,805	16,543,920	25858	11228	37087
TOTAL MILLAGE SUM/WIN	**0.0000**	**0.0000**	**29.2291**	**47.2291**	**11,535,115**	**5,008,805**	**16,543,920**	**337,161**	**236,561**	**573,722**

MUSKEGON COUNTY CERTIFIED TAX RATES BLUE LAKE TOWNSHIP WHITEHALL SCHOOLS (PER $1000 OF TAXABLE VALUE)					MUSKEGON COUNTY 2000 TAX DOLLARS					
	SUMMER HOMESTEAD	SUMMER NON-HOMESTEAD	WINTER HOMESTEAD	WINTER NON - HOMESTE	HOMESTEAD TAXABLE	NON-HOMESTEAD TAXABLE	TOTAL TAXABLE	HOMESTEAD DOLLARS	NON-HOMESTEAD DOLLARS	TOTAL DOLLARS
TOWNSHIP MILLAGE										
ALLOCATED/CHARTER	0.0000	0.0000	1.0017	1.0017	17,404,983	5,751,444	23,156,427	17,435	5,761	23,196
VOTED	0.0000	0.0000	3.3152	3.3152	17,404,983	5,751,444	23,156,427	57,701	19,067	76,768
DEBT	0.0000	0.0000	0.0000	0.0000	17,404,983	5,751,444	23,156,427	0	0	0
AUTHORITIES	0.0000	0.0000	0.0000	0.0000	17,404,983	5,751,444	23,156,427	0	0	0
TOTAL TOWNSHIP	0.0000	0.0000	4.3169	4.3169	17,404,983	5,751,444	23,156,427	75,136	24,828	99,964
COUNTY MILLAGE										
OPERATING	0.0000	0.0000	5.7966	5.7966	17,404,983	5,751,444	23,156,427	100,890	33,339	134,229
VETERAN AFFAIRS	0.0000	0.0000	0.0766	0.0766	17,404,983	5,751,444	23,156,427	1,333	441	1,774
MUSEUM OPERATING	0.0000	0.0000	0.3224	0.3224	17,404,983	5,751,444	23,156,427	5,611	1,854	7,466
QUALITY OF LIFE	0.0000	0.0000	0.4300	0.4300	17,404,983	5,751,444	23,156,427	7,484	2,473	9,957
TOTAL COUNTY	0.0000	0.0000	6.6256	6.6256	17,404,983	5,751,444	23,156,427	115,318	38,107	153,425
SCHOOL MILLAGE 61-240										
STATE EDUCATION	0.0000	0.0000	6.0000	6.0000	17,404,983	5,751,444	23,156,427	104,430	34,509	138,939
18 MILL NON HOMESTEAD	0.0000	0.0000	0.0000	17.8813	17,404,983	5,751,444	23,156,427	0	102,843	102,843
BOND/DEBT	0.0000	0.0000	2.9000	2.9000	17,404,983	5,751,444	23,156,427	50,474	16,679	67,154
WHITE LAKE COMMUNITY LIBRARY	0.0000	0.0000	1.1637	1.1637	17,404,983	5,751,444	23,156,427	20,254	6,693	26,947
TOTAL SCHOOL	0.0000	0.0000	10.0637	27.9450	17,404,983	5,751,444	23,156,427	175,159	160,724	335,884
MUSKEGON INTERMEDIATE										
OPERATING	0.0000	0.0000	0.4675	0.4675	17,404,983	5,751,444	23,156,427	8,137	2,689	10,826
VOTED	0.0000	0.0000	2.3374	2.3374	17,404,983	5,751,444	23,156,427	40,682	13,443	54,126
TOTAL INTERMEDIATE	0.0000	0.0000	2.8049	2.8049	17,404,983	5,751,444	23,156,427	48,819	16,132	64,952
MUSK COMMUNITY COLLEGE										
VOTED	0.0000	0.0000	2.2417	2.2417	17,404,983	5,751,444	23,156,427	39,017	12,893	51,910
TOTAL COLLEGE	0.0000	0.0000	2.2417	2.2417	17,404,983	5,751,444	23,156,427	39,017	12,893	51,910
TOTAL MILLAGE	**0.0000**	**0.0000**	**26.0528**	**43.9341**	**17,404,983**	**5,751,444**	**23,156,427**	**453,449**	**252,685**	**706,135**

MUSKEGON COUNTY CERTIFIED TAX RATES CASNOVIA TOWNSHIP GRANT SCHOOLS (PER $1000 OF TAXABLE VALUE)					MUSKEGON COUNTY 2000 TAX DOLLARS					
	SUMMER HOMESTEAD	SUMMER NON-HOMESTEAD	WINTER HOMESTEAD	NON - HOMESTEAD	HOMESTEAD TAXABLE	NON-HOMESTEAD TAXABLE	TOTAL TAXABLE	HOMESTEAD DOLLARS	NON-HOMESTEAD DOLLARS	TOTAL DOLLARS
TOWNSHIP MILLAGE										
ALLOCATED/CHARTER	0.0000	0.0000	1.1423	1.1423	16,744,010	4,364,666	21,108,676	19,127	4,986	24,112
VOTED	0.0000	0.0000	0.9571	0.9571	16,744,010	4,364,666	21,108,676	16,026	4,177	20,203
DEBT	0.0000	0.0000	0.0000	0.0000	16,744,010	4,364,666	21,108,676	0	0	0
AUTHORITIES	0.0000	0.0000	0.0000	0.0000	16,744,010	4,364,666	21,108,676	0	0	0
TOTAL TOWNSHIP	0.0000	0.0000	2.0994	2.0994	16,744,010	4,364,666	21,108,676	35,152	9,163	44,316
COUNTY MILLAGE										
OPERATING	0.0000	0.0000	5.7966	5.7966	16,744,010	4,364,666	21,108,676	97,058	25,300	122,359
VETERAN AFFAIRS	0.0000	0.0000	0.0766	0.0766	16,744,010	4,364,666	21,108,676	1,283	334	1,617
MUSEUM OPERATING	0.0000	0.0000	0.3224	0.3224	16,744,010	4,364,666	21,108,676	5,398	1,407	6,805
QUALITY OF LIFE	0.0000	0.0000	0.4300	0.4300	16,744,010	4,364,666	21,108,676	7,200	1,877	9,077
TOTAL COUNTY	0.0000	0.0000	6.6256	6.6256	16,744,010	4,364,666	21,108,676	110,939	28,919	139,858
SCHOOL MILLAGE 62-050										
STATE EDUCATION	0.0000	0.0000	6.0000	6.0000	16,744,010	4,364,666	21,108,676	100,464	26,188	126,652
18 MILL NON HOMESTEAD	0.0000	0.0000	0.0000	18.0000	16,744,010	4,364,666	21,108,676	0	78,564	78,564
BOND/DEBT	0.0000	0.0000	7.4600	7.4600	16,744,010	4,364,666	21,108,676	124,910	32,560	157,471
LOCAL ENHANCEMENT	0.0000	0.0000	0.0000	0.0000	16,744,010	4,364,666	21,108,676	0	0	0
TOTAL SCHOOL	0.0000	0.0000	13.4600	31.4600	16,744,010	4,364,666	21,108,676	225,374	137,312	362,687
NEWAGO INTERMEDIATE										
OPERATING	0.0000	0.0000	0.1446	0.1446	16,744,010	4,364,666	21,108,676	2,421	631	3,052
VOTED	0.0000	0.0000	5.8088	5.8088	16,744,010	4,364,666	21,108,676	97,263	25,353	122,616
TOTAL INTERMEDIATE	0.0000	0.0000	5.9534	5.9534	16,744,010	4,364,666	21,108,676	99,684	25,985	125,667
MUSK COMMUNITY COLLEGE										
VOTED	0.0000	0.0000	2.2417	2.2417	16,744,010	4,364,666	21,108,676	37,535	9,784	47,319
TOTAL COLLEGE	0.0000	0.0000	2.2417	2.2417	16,744,010	4,364,666	21,108,676	37,535	9,784	47,319
TOTALS	**0.0000**	**0.0000**	**30.3801**	**48.3801**	**16,744,010**	**4,364,666**	**21,108,676**	**508,685**	**211,163**	**719,847**

MUSKEGON COUNTY CERTIFIED TAX RATES CASNOVIA TOWNSHIP KENT CITY SCHOOLS (PER $1000 OF TAXABLE VALUE)					MUSKEGON COUNTY 2000 TAX DOLLARS					
	SUMMER HOMESTEAD	SUMMER NON-HOMESTEAD	WINTER HOMESTEAD	WINTER NON - HOMESTE	HOMESTEAD TAXABLE	NON-HOMESTEAD TAXABLE	TOTAL TAXABLE	HOMESTEAD DOLLARS	NON-HOMESTEAD DOLLARS	TOTAL DOLLARS
TOWNSHIP MILLAGE										
ALLOCATED/CHARTER	0.0000	0.0000	1.1423	1.1423	17,481,408	3,191,885	20,673,293	19,969	3,646	23,615
VOTED	0.0000	0.0000	0.9571	0.9571	17,481,408	3,191,885	20,673,293	16,731	3,055	19,786
DEBT	0.0000	0.0000	0.0000	0.0000	17,481,408	3,191,885	20,673,293	0	0	0
AUTHORITIES	0.0000	0.0000	0.0000	0.0000	17,481,408	3,191,885	20,673,293	0	0	0
TOTAL TOWNSHIP	0.0000	0.0000	2.0994	2.0994	17,481,408	3,191,885	20,673,293	36,700	6,701	43,402
COUNTY MILLAGE										
OPERATING	0.0000	0.0000	5.7966	5.7966	17,481,408	3,191,885	20,673,293	101,333	18,502	119,835
VETERAN AFFAIRS	0.0000	0.0000	0.0766	0.0766	17,481,408	3,191,885	20,673,293	1,339	244	1,584
MUSEUM OPERATING	0.0000	0.0000	0.3224	0.3224	17,481,408	3,191,885	20,673,293	5,636	1,029	6,665
QUALITY OF LIFE	0.0000	0.0000	0.4300	0.4300	17,481,408	3,191,885	20,673,293	7,517	1,373	8,890
TOTAL COUNTY	0.0000	0.0000	6.6256	6.6256	17,481,408	3,191,885	20,673,293	115,825	21,148	136,973
SCHOOL MILLAGE 41-150										
STATE EDUCATION	3.0000	3.0000	3.0000	3.0000	17,481,408	3,191,885	20,673,293	104,888	19,151	124,040
18 MILL NON HOMESTEAD	0.0000	8.7255	0.0000	8.7255	17,481,408	3,191,885	20,673,293	0	55,702	55,702
BOND/DEBT	3.9958	3.9958	3.9958	3.9958	17,481,408	3,191,885	20,673,293	139,704	25,508	165,213
LOCAL ENHANCEMENT	0.0000	0.0000	0.0000	0.0000	17,481,408	3,191,885	20,673,293	-	-	0
TOTAL SCHOOL	6.9958	15.7213	6.9958	15.7213	17,481,408	3,191,885	20,673,293	244,593	100,361	344,954
KENT INTERMEDIATE SCHOOL										
OPERATING	0.0912	0.0912	0.0000	0.0000	17,481,408	3,191,885	20,673,293	1,594	291	1,885
VOTED	3.7518	3.7518	0.0000	0.0000	17,481,408	3,191,885	20,673,293	65,587	11,975	77,562
TOTAL INTERMEDIATE	3.8430	3.8430	0.0000	0.0000	17,481,408	3,191,885	20,673,293	67,181	12,266	79,447
MUSK COMMUNITY COLLEGE										
VOTED	0.0000	0.0000	2.2417	2.2417	17,481,408	3,191,885	20,673,293	39,188	7,155	46,343
TOTAL COLLEGE	0.0000	0.0000	2.2417	2.2417	17,481,408	3,191,885	20,673,293	39,188	7,155	46,343
TOTALS	**10.8388**	**19.5643**	**17.9625**	**26.6880**	**17,481,408**	**3,191,885**	**20,673,293**	**503,487**	**147,632**	**651,119**

MUSKEGON COUNTY CERTIFIED TAX RATES CASNOVIA TOWNSHIP RAVENNA SCHOOLS (PER $1000 OF TAXABLE VALUE)					MUSKEGON COUNTY 2000 TAX DOLLARS					
	SUMMER HOMESTEAD	SUMMER NON-HOMESTEAD	WINTER HOMESTEAD	WINTER NON - HOMESTE	HOMESTEAD TAXABLE	NON-HOMESTEAD TAXABLE	TOTAL TAXABLE	HOMESTEAD DOLLARS	NON-HOMESTEAD DOLLARS	TOTAL DOLLARS
TOWNSHIP MILLAGE										
ALLOCATED/CHARTER	0.0000	0.0000	1.1423	1.1423	1,477,157	245,671	1,722,828	1,687	281	1,968
VOTED	0.0000	0.0000	0.9571	0.9571	1,477,157	245,671	1,722,828	1,414	235	1,649
DEBT	0.0000	0.0000	0.0000	0.0000	1,477,157	245,671	1,722,828	0	0	0
AUTHORITIES	0.0000	0.0000	0.0000	0.0000	1,477,157	245,671	1,722,828	0	0	0
TOTAL TOWNSHIP	0.0000	0.0000	2.0994	2.0994	1,477,157	245,671	1,722,828	3,101	516	3,617
COUNTY MILLAGE										
OPERATING	0.0000	0.0000	5.7966	5.7966	1,477,157	245,671	1,722,828	8,562	1,424	9,987
VETERAN AFFAIRS	0.0000	0.0000	0.0766	0.0766	1,477,157	245,671	1,722,828	113	19	132
MUSEUM OPERATING	0.0000	0.0000	0.3224	0.3224	1,477,157	245,671	1,722,828	476	79	555
QUALITY OF LIFE	0.0000	0.0000	0.4300	0.4300	1,477,157	245,671	1,722,828	635	106	741
TOTAL COUNTY	0.0000	0.0000	6.6256	6.6256	1,477,157	245,671	1,722,828	9,787	1,628	11,415
SCHOOL MILLAGE 61-210										
STATE EDUCATION	0.0000	0.0000	6.0000	6.0000	1,477,157	245,671	1,722,828	8,863	1,474	10,337
18 MILL NON HOMESTEAD	0.0000	0.0000	0.0000	17.6856	1,477,157	245,671	1,722,828	0	4,345	4,345
BOND/DEBT	0.0000	0.0000	7.0000	7.0000	1,477,157	245,671	1,722,828	10,340	1,720	12,060
LOCAL ENHANCEMENT	0.0000	0.0000	0.0000	0.0000	1,477,157	245,671	1,722,828	0	0	0
TOTAL SCHOOL	0.0000	0.0000	13.0000	30.6856	1,477,157	245,671	1,722,828	19,203	7,539	26,742
MUSKEGON INTERMEDIATE										
OPERATING	0.0000	0.0000	0.4675	0.4675	1,477,157	245,671	1,722,828	691	115	805
VOTED	0.0000	0.0000	2.3374	2.3374	1,477,157	245,671	1,722,828	3,453	574	4,027
TOTAL INTERMEDIATE	0.0000	0.0000	2.8049	2.8049	1,477,157	245,671	1,722,828	4,143	689	4,832
MUSK COMMUNITY COLLEGE										
VOTED	0.0000	0.0000	2.2417	2.2417	1,477,157	245,671	1,722,828	3,311	551	3,862
TOTAL COLLEGE	0.0000	0.0000	2.2417	2.2417	1,477,157	245,671	1,722,828	3,311	551	3,862
TOTALS	**0.0000**	**0.0000**	**26.7716**	**44.4572**	**1,477,157**	**245,671**	**1,722,828**	**39,546**	**10,922**	**50,468**

MUSKEGON COUNTY CERTIFIED TAX RATES VILLAGE OF CASNOVIA KENT CITY SCHOOLS (PER $1000 OF TAXABLE VALUE)					MUSKEGON COUNTY 2000 TAX DOLLARS					
	SUMMER HOMESTEAD	SUMMER NON-HOMESTEAD	WINTER HOMESTEAD	WINTER NON - HOMESTE	HOMESTEAD TAXABLE	NON-HOMESTEAD TAXABLE	TOTAL TAXABLE	HOMESTEAD DOLLARS	NON-HOMESTEAD DOLLARS	TOTAL DOLLARS
VILLAGE MILLAGE										
ALLOCATED/CHARTER	8.5000	8.5000	0.0000	0.0000	1,419,592	884,086	2,303,678	12,067	7,515	19,581
VOTED	0.0000	0.0000	0.0000	0.0000	1,419,592	884,086	2,303,678	0	0	0
DEBT	0.0000	0.0000	0.0000	0.0000	1,419,592	884,086	2,303,678	0	0	0
AUTHORITIES	0.0000	0.0000	0.0000	0.0000	1,419,592	884,086	2,303,678	0	0	0
TOTAL VILLAGE	8.5000	8.5000	0.0000	0.0000	1,419,592	884,086	2,303,678	12,067	7,515	19,581
COUNTY MILLAGE										
OPERATING	0.0000	0.0000	0.0000	0.0000	1,419,592	884,086	2,303,678	0	0	0
VETERAN AFFAIRS	0.0000	0.0000	0.0000	0.0000	1,419,592	884,086	2,303,678	0	0	0
MUSEUM OPERATING	0.0000	0.0000	0.0000	0.0000	1,419,592	884,086	2,303,678	0	0	0
QUALITY OF LIFE	0.0000	0.0000	0.0000	0.0000	1,419,592	884,086	2,303,678	0	0	0
TOTAL COUNTY	0.0000	0.0000	0.0000	0.0000	1,419,592	884,086	2,303,678	0	0	0
SCHOOL MILLAGE 41-140										
STATE EDUCATION	0.0000	0.0000	0.0000	0.0000	1,419,592	884,086	2,303,678	0	0	0
18 MILL NON HOMESTEAD	0.0000	0.0000	0.0000	0.0000	1,419,592	884,086	2,303,678	0	0	0
BOND/DEBT	0.0000	0.0000	0.0000	0.0000	1,419,592	884,086	2,303,678	0	0	0
LOCAL ENHANCEMENT	0.0000	0.0000	0.0000	0.0000	1,419,592	884,086	2,303,678	0	0	0
TOTAL SCHOOL	0.0000	0.0000	0.0000	0.0000	1,419,592	884,086	2,303,678	0	0	0
KENT INTERMEDIATE										
OPERATING	0.0000	0.0000	0.0000	0.0000	1,419,592	884,086	2,303,678	0	0	0
VOTED	0.0000	0.0000	0.0000	0.0000	1,419,592	884,086	2,303,678	0	0	0
TOTAL INTERMEDIATE	0.0000	0.0000	0.0000	0.0000	1,419,592	884,086	2,303,678	0	0	0
MUSK COMMUNITY COLLEGE										
VOTED	0.0000	0.0000	0.0000	0.0000	1,419,592	884,086	2,303,678	0	0	0
TOTAL COLLEGE	0.0000	0.0000	0.0000	0.0000	1,419,592	884,086	2,303,678	0	0	0
TOTALS	**8.5000**	**8.5000**	**0.0000**	**0.0000**	**1,419,592**	**884,086**	**2,303,678**	**12,067**	**7,515**	**19,581**

MUSKEGON COUNTY CERTIFIED TAX RATES CEDAR CREEK TOWNSHIP HOLTON SCHOOLS (PER $1000 OF TAXABLE VALUE)					MUSKEGON COUNTY 2000 TAX DOLLARS					
	SUMMER HOMESTEAD	SUMMER NON-HOMESTEAD	WINTER HOMESTEAD	WINTER NON - HOMESTE	HOMESTEAD TAXABLE	NON-HOMESTEAD TAXABLE	TOTAL TAXABLE	HOMESTEAD DOLLARS	NON-HOMESTEAD DOLLARS	TOTAL DOLLARS
TOWNSHIP MILLAGE										
ALLOCATED/CHARTER	0.0000	0.0000	1.0102	1.0102	27,113,842	10,059,624	37,173,466	27,390	10,162	37,553
VOTED	0.0000	0.0000	0.0000	0.0000	27,113,842	10,059,624	37,173,466	0	0	0
DEBT	0.0000	0.0000	0.0000	0.0000	27,113,842	10,059,624	37,173,466	0	0	0
AUTHORITIES	0.0000	0.0000	0.0000	0.0000	27,113,842	10,059,624	37,173,466	0	0	0
TOTAL TOWNSHIP	0.0000	0.0000	1.0102	1.0102	27,113,842	10,059,624	37,173,466	27,390	10,162	37,553
COUNTY MILLAGE										
OPERATING	0.0000	0.0000	5.7966	5.7966	27,113,842	10,059,624	37,173,466	157,168	58,312	215,480
VETERAN AFFAIRS	0.0000	0.0000	0.0766	0.0766	27,113,842	10,059,624	37,173,466	2,077	771	2,847
MUSEUM OPERATING	0.0000	0.0000	0.3224	0.3224	27,113,842	10,059,624	37,173,466	8,742	3,243	11,985
QUALITY OF LIFE	0.0000	0.0000	0.4300	0.4300	27,113,842	10,059,624	37,173,466	11,659	4,326	15,985
TOTAL COUNTY	0.0000	0.0000	6.6256	6.6256	27,113,842	10,059,624	37,173,466	179,645	66,651	246,297
SCHOOL MILLAGE 61-120										
STATE EDUCATION	0.0000	0.0000	6.0000	6.0000	27,113,842	10,059,624	37,173,466	162,683	60,358	223,041
18 MILL NON HOMESTEAD	0.0000	0.0000	0.0000	18.0000	27,113,842	10,059,624	37,173,466	0	181,073	181,073
BOND/DEBT	0.0000	0.0000	7.2400	7.2400	27,113,842	10,059,624	37,173,466	196,304	72,832	269,136
LOCAL ENHANCEMENT	0.0000	0.0000	0.0000	0.0000	27,113,842	10,059,624	37,173,466	0	0	0
TOTAL SCHOOL	0.0000	0.0000	13.2400	31.2400	27,113,842	10,059,624	37,173,466	358,987	314,263	673,250
MUSKEGON INTERMEDIATE										
OPERATING	0.0000	0.0000	0.4675	0.4675	27,113,842	10,059,624	37,173,466	12,676	4,703	17,379
VOTED	0.0000	0.0000	2.3374	2.3374	27,113,842	10,059,624	37,173,466	63,376	23,513	86,889
TOTAL INTERMEDIATE	0.0000	0.0000	2.8049	2.8049	27,113,842	10,059,624	37,173,466	76,052	28,216	104,268
MUSK COMMUNITY COLLEGE										
VOTED	0.0000	0.0000	2.2417	2.2417	27,113,842	10,059,624	37,173,466	60,781	22,551	83,332
TOTAL COLLEGE	0.0000	0.0000	2.2417	2.2417	27,113,842	10,059,624	37,173,466	60,781	22,551	83,332
TOTALS	**0.0000**	**0.0000**	**25.9224**	**43.9224**	**27,113,842**	**10,059,624**	**37,173,466**	**702,856**	**441,843**	**1,144,699**

MUSKEGON COUNTY CERTIFIED TAX RATES CEDAR CREEK TOWNSHIP OAKRIDGE SCHOOLS (PER $1000 OF TAXABLE VALUE)					MUSKEGON COUNTY 2000 TAX DOLLARS					
	SUMMER HOMESTEAD	SUMMER NON-HOMESTEAD	WINTER HOMESTEAD	WINTER NON - HOMESTE	HOMESTEAD TAXABLE	NON-HOMESTEAD TAXABLE	TOTAL TAXABLE	HOMESTEAD DOLLARS	NON-HOMESTEAD DOLLARS	TOTAL DOLLARS
TOWNSHIP MILLAGE										
ALLOCATED/CHARTER	0.0000	0.0000	1.0102	1.0102	415,002	271,195	686,197	419	274	693
VOTED	0.0000	0.0000	0.0000	0.0000	415,002	271,195	686,197	0	0	0
DEBT	0.0000	0.0000	0.0000	0.0000	415,002	271,195	686,197	0	0	0
AUTHORITIES	0.0000	0.0000	0.0000	0.0000	415,002	271,195	686,197	0	0	0
TOTAL TOWNSHIP	0.0000	0.0000	1.0102	1.0102	415,002	271,195	686,197	419	274	693
COUNTY MILLAGE										
OPERATING	0.0000	0.0000	5.7966	5.7966	415,002	271,195	686,197	2,406	1,572	3,978
VETERAN AFFAIRS	0.0000	0.0000	0.0766	0.0766	415,002	271,195	686,197	32	21	53
MUSEUM OPERATING	0.0000	0.0000	0.3224	0.3224	415,002	271,195	686,197	134	87	221
QUALITY OF LIFE	0.0000	0.0000	0.4300	0.4300	415,002	271,195	686,197	178	117	295
TOTAL COUNTY	0.0000	0.0000	6.6256	6.6256	415,002	271,195	686,197	2,750	1,797	4,546
SCHOOL MILLAGE 61-065										
STATE EDUCATION	0.0000	0.0000	6.0000	6.0000	415,002	271,195	686,197	2,490	1,627	4,117
18 MILL NON HOMESTEAD	0.0000	0.0000	0.0000	17.7146	415,002	271,195	686,197	0	4,804	4,804
BOND/DEBT	0.0000	0.0000	7.0000	7.0000	415,002	271,195	686,197	2,905	1,898	4,803
LOCAL ENHANCEMENT	0.0000	0.0000	0.0000	0.0000	415,002	271,195	686,197	0	0	0
TOTAL SCHOOL	0.0000	0.0000	13.0000	30.7146	415,002	271,195	686197	5,395	8,330	13,725
MUSKEGON INTERMEDIATE										
OPERATING	0.0000	0.0000	0.4675	0.4675	415,002	271,195	686,197	194	127	321
VOTED	0.0000	0.0000	2.3374	2.3374	415,002	271,195	686,197	970	634	1,604
TOTAL INTERMEDIATE	0.0000	0.0000	2.8049	2.8049	415,002	271,195	686,197	1,164	761	1,925
MUSK COMMUNITY COLLEGE										
VOTED	0.0000	0.0000	2.2417	2.2417	415,002	271,195	686,197	930	608	1,538
TOTAL COLLEGE	0.0000	0.0000	2.2417	2.2417	415,002	271,195	686,197	930	608	1,538
TOTALS	**0.0000**	**0.0000**	**25.6824**	**43.3970**	**415,002**	**271,195**	**686,197**	**10,658**	**11,769**	**22,427**

MUSKEGON COUNTY CERTIFIED TAX RATES CEDAR CREEK TOWNSHIP REETHS-PUFFER SCHOOLS (PER $1000 OF TAXABLE VALUE)					MUSKEGON COUNTY 2000 TAX DOLLARS					
	SUMMER HOMESTEAD	SUMMER NON-HOMESTEAD	WINTER HOMESTEAD	WINTER NON - HOMESTE	HOMESTEAD TAXABLE	NON-HOMESTEAD TAXABLE	TOTAL TAXABLE	HOMESTEAD DOLLARS	NON-HOMESTEAD DOLLARS	TOTAL DOLLARS
TOWNSHIP MILLAGE										
ALLOCATED/CHARTER	0.0000	0.0000	1.0102	1.0102	3,040,731	939,341	3,980,072	3,072	949	4,021
VOTED	0.0000	0.0000	0.0000	0.0000	3,040,731	939,341	3,980,072	0	0	0
DEBT	0.0000	0.0000	0.0000	0.0000	3,040,731	939,341	3,980,072	0	0	0
AUTHORITIES	0.0000	0.0000	0.0000	0.0000	3,040,731	939,341	3,980,072	0	0	0
TOTAL TOWNSHIP	0.0000	0.0000	1.0102	1.0102	3,040,731	939,341	3,980,072	3,072	949	4,021
COUNTY MILLAGE										
OPERATING	0.0000	0.0000	5.7966	5.7966	3,040,731	939,341	3,980,072	17,626	5,445	23,071
VETERAN AFFAIRS	0.0000	0.0000	0.0766	0.0766	3,040,731	939,341	3,980,072	233	72	305
MUSEUM OPERATING	0.0000	0.0000	0.3224	0.3224	3,040,731	939,341	3,980,072	980	303	1,283
QUALITY OF LIFE	0.0000	0.0000	0.4300	0.4300	3,040,731	939,341	3,980,072	1,308	404	1,711
TOTAL COUNTY	0.0000	0.0000	6.6256	6.6256	3,040,731	939,341	3,980,072	20,147	6,224	26,370
SCHOOL MILLAGE 61-220										
STATE EDUCATION	0.0000	0.0000	6.0000	6.0000	3,040,731	939,341	3,980,072	18,244	5,636	23,880
18 MILL NON HOMESTEAD	0.0000	0.0000	0.0000	18.0000	3,040,731	939,341	3,980,072	0	16,908	16,908
BOND/DEBT	0.0000	0.0000	7.6200	7.6200	3,040,731	939,341	3,980,072	23,170	7,158	30,328
LOCAL ENHANCEMENT	0.0000	0.0000	0.0000	0.0000	3,040,731	939,341	3,980,072	0	0	0
TOTAL SCHOOL	0.0000	0.0000	13.6200	31.6200	3,040,731	939,341	3,980,072	41,415	29,702	71,117
MUSKEGON NTERMEDIATE										
OPERATING	0.0000	0.0000	0.4675	0.4675	3,040,731	939,341	3,980,072	1,422	439	1,861
VOTED	0.0000	0.0000	2.3374	2.3374	3,040,731	939,341	3,980,072	7,107	2,196	9,303
TOTAL INTERMEDIATE	0.0000	0.0000	2.8049	2.8049	3,040,731	939,341	3,980,072	8,529	2,635	11,164
MUSK COMMUNITY COLLEGE										
VOTED	0.0000	0.0000	2.2417	2.2417	3,040,731	939,341	3,980,072	6,816	2,106	8,922
TOTAL COLLEGE	0.0000	0.0000	2.2417	2.2417	3,040,731	939,341	3,980,072	6,816	2,106	8,922
TOTALS	**0.0000**	**0.0000**	**26.3024**	**44.3024**	**3,040,731**	**939,341**	**3,980,072**	**79,979**	**41,615**	**121,594**

MUSKEGON COUNTY CERTIFIED TAX RATES DALTON TOWNSHIP REETHS-PUFFER SCHOOLS (PER $1000 OF TAXABLE VALUE)					MUSKEGON COUNTY 2000 TAX DOLLARS					
	SUMMER HOMESTEAD	SUMMER NON-HOMESTEAD	WINTER HOMESTEAD	WINTER NON - HOMESTE	HOMESTEAD TAXABLE	NON-HOMESTEAD TAXABLE	TOTAL TAXABLE	HOMESTEAD DOLLARS	NON-HOMESTEAD DOLLARS	TOTAL DOLLARS
TOWNSHIP MILLAGE										
ALLOCATED/CHARTER	0.0000	0.0000	1.1049	1.1049	79,312,683	27,134,575	106,447,258	87,633	29,981	117,614
VOTED	0.0000	0.0000	3.1254	3.1254	79,312,683	27,134,575	106,447,258	247,884	84,806	332,690
DEBT	0.0000	0.0000	0.0000	0.0000	79,312,683	27,134,575	106,447,258	0	0	0
AUTHORITIES	0.0000	0.0000	0.0000	0.0000	79,312,683	27,134,575	106,447,258	0	0	0
TOTAL TOWNSHIP	0.0000	0.0000	4.2303	4.2303	79,312,683	27,134,575	106,447,258	335,516	114,787	450,304
COUNTY MILLAGE										
OPERATING	0.0000	0.0000	5.7966	5.7966	79,312,683	27,134,575	106,447,258	459,744	157,288	617,032
VETERAN AFFAIRS	0.0000	0.0000	0.0766	0.0766	79,312,683	27,134,575	106,447,258	6,075	2,079	8,154
MUSEUM OPERATING	0.0000	0.0000	0.3224	0.3224	79,312,683	27,134,575	106,447,258	25,570	8,748	34,319
QUALITY OF LIFE	0.0000	0.0000	0.4300	0.4300	79,312,683	27,134,575	106,447,258	34,104	11,668	45,772
TOTAL COUNTY	0.0000	0.0000	6.6256	6.6256	79,312,683	27,134,575	106,447,258	525,494	179,783	705,277
SCHOOL MILLAGE 61-220										
STATE EDUCATION	0.0000	0.0000	6.0000	6.0000	79,312,683	27,134,575	106,447,258	475,876	162,807	638,684
18 MILL NON HOMESTEAD	0.0000	0.0000	0.0000	18.0000	79,312,683	27,134,575	106,447,258	0	488,422	488,422
BOND/DEBT	0.0000	0.0000	7.6200	7.6200	79,312,683	27,134,575	106,447,258	604,363	206,765	811,128
LOCAL ENHANCEMENT	0.0000	0.0000	0.0000	0.0000	79,312,683	27,134,575	106,447,258	0	0	0
TOTAL SCHOOL	0.0000	0.0000	13.6200	31.6200	79,312,683	27,134,575	106,447,258	1,080,239	857,995	1,938,234
MUSKEGON INTERMEDIATE										
OPERATING	0.0000	0.0000	0.4675	0.4675	79,312,683	27,134,575	106,447,258	37,079	12,685	49,764
VOTED	0.0000	0.0000	2.3374	2.3374	79,312,683	27,134,575	106,447,258	185,385	63,424	248,810
TOTAL INTERMEDIATE	0.0000	0.0000	2.8049	2.8049	79,312,683	27,134,575	106,447,258	222,464	76,110	298,574
MUSK COMMUNITY COLLEGE										
VOTED	0.0000	0.0000	2.2417	2.2417	79,312,683	27,134,575	106,447,258	177,795	60,828	238,623
TOTAL COLLEGE	0.0000	0.0000	2.2417	2.2417	79,312,683	27,134,575	106,447,258	177,795	60,828	238,623
TOTALS	**0.0000**	**0.0000**	**29.5225**	**47.5225**	**79,312,683**	**27,134,575**	**106,447,258**	**2,341,509**	**1,289,503**	**3,631,012**

MUSKEGON COUNTY CERTIFIED TAX RATES DALTON TOWNSHIP WHITEHALL SCHOOLS (PER $1000 OF TAXABLE VALUE)					MUSKEGON COUNTY 2000 TAX DOLLARS					
	SUMMER HOMESTEAD	SUMMER NON-HOMESTEAD	WINTER HOMESTEAD	WINTER NON - HOMESTE	HOMESTEAD TAXABLE	NON-HOMESTEAD TAXABLE	TOTAL TAXABLE	HOMESTEAD DOLLARS	NON-HOMESTEAD DOLLARS	TOTAL DOLLARS
TOWNSHIP MILLAGE										
ALLOCATED/CHARTER	0.0000	0.0000	1.1049	1.1049	12,011,290	3,901,846	15,913,136	13,271	4,311	17,582
VOTED	0.0000	0.0000	3.1254	3.1254	12,011,290	3,901,846	15,913,136	37,540	12,195	49,735
DEBT	0.0000	0.0000	0.0000	0.0000	12,011,290	3,901,846	15,913,136	0	0	0
AUTHORITIES	0.0000	0.0000	0.0000	0.0000	12,011,290	3,901,846	15,913,136	0	0	0
TOTAL TOWNSHIP	0.0000	0.0000	4.2303	4.2303	12,011,290	3,901,846	15,913,136	50,811	16,506	67,317
COUNTY MILLAGE										
OPERATING	0.0000	0.0000	5.7966	5.7966	12,011,290	3,901,846	15,913,136	69,625	22,617	92,242
VETERAN AFFAIRS	0.0000	0.0000	0.0766	0.0766	12,011,290	3,901,846	15,913,136	920	299	1,219
MUSEUM OPERATING	0.0000	0.0000	0.3224	0.3224	12,011,290	3,901,846	15,913,136	3,872	1,258	5,130
QUALITY OF LIFE	0.0000	0.0000	0.4300	0.4300	12,011,290	3,901,846	15,913,136	5,165	1,678	6,843
TOTAL COUNTY	0.0000	0.0000	6.6256	6.6256	12,011,290	3,901,846	15,913,136	79,582	25,852	105,434
SCHOOL MILLAGE 61-240										
STATE EDUCATION	0.0000	0.0000	6.0000	6.0000	12,011,290	3,901,846	15,913,136	72,068	23,411	95,479
18 MILL NON HOMESTEAD	0.0000	0.0000	0.0000	17.8813	12,011,290	3,901,846	15,913,136	0	69,770	69,770
BOND/DEBT	0.0000	0.0000	2.9000	2.9000	12,011,290	3,901,846	15,913,136	34,833	11,315	46,148
WHITE LAKE COMMUNITY LIBRARY	0.0000	0.0000	1.1637	1.1637	12,011,290	3,901,846	15,913,136	13,978	4,541	18,518
TOTAL SCHOOL	0.0000	0.0000	10.0637	27.9450	12,011,290	3,901,846	15,913,136	120,878	109,037	229,915
MUSKEGON INTERMEDIATE										
OPERATING	0.0000	0.0000	0.4675	0.4675	12,011,290	3,901,846	15,913,136	5,615	1,824	7,439
VOTED	0.0000	0.0000	2.3374	2.3374	12,011,290	3,901,846	15,913,136	28,075	9,120	37,195
TOTAL INTERMEDIATE	0.0000	0.0000	2.8049	2.8049	12,011,290	3,901,846	15,913,136	33,690	10,944	44,635
MUSK COMMUNITY COLLEGE										
VOTED	0.0000	0.0000	2.2417	2.2417	12,011,290	3,901,846	15,913,136	26,926	8,747	35,672
TOTAL COLLEGE	0.0000	0.0000	2.2417	2.2417	12,011,290	3,901,846	15,913,136	26,926	8,747	35,672
TOTALS	**0.0000**	**0.0000**	**25.9662**	**43.8475**	**12,011,290**	**3,901,846**	**15,913,136**	**311,888**	**171,086**	**482,974**

MUSKEGON COUNTY CERTIFIED TAX RATES VILLAGE OF LAKEWOOD CLUB WHITEHALL SCHOOLS (PER $1000 OF TAXABLE VALUE)					MUSKEGON COUNTY 2000 TAX DOLLARS					
	SUMMER HOMESTEAD	SUMMER NON-HOMESTEAD	WINTER HOMESTEAD	WINTER NON - HOMESTE	HOMESTEAD TAXABLE	NON-HOMESTEAD TAXABLE	TOTAL TAXABLE	HOMESTEAD DOLLARS	NON-HOMESTEAD DOLLARS	TOTAL DOLLARS
VILLAGE MILLIAGE										
ALLOCATED/CHARTER	8.8388	8.8388	0.0000	0.0000	7,919,385	1,872,432	9,791,817	69,998	16,550	86,548
VOTED	0.0000	0.0000	0.0000	0.0000	7,919,385	1,872,432	9,791,817	0	0	0
DEBT	0.0000	0.0000	0.0000	0.0000	7,919,385	1,872,432	9,791,817	0	0	0
AUTHORITIES	0.0000	0.0000	0.0000	0.0000	7,919,385	1,872,432	9,791,817	0	0	0
TOTAL VILLAGE	8.8388	8.8388	0.0000	0.0000	7,919,385	1,872,432	9,791,817	69,998	16,550	86,548
COUNTY MILLAGE										
OPERATING	0.0000	0.0000	0.0000	0.0000	7,919,385	1,872,432	9,791,817	0	0	0
VETERAN AFFAIRS	0.0000	0.0000	0.0000	0.0000	7,919,385	1,872,432	9,791,817	0	0	0
MUSEUM OPERATING	0.0000	0.0000	0.0000	0.0000	7,919,385	1,872,432	9,791,817	0	0	0
QUALITY OF LIFE	0.0000	0.0000	0.0000	0.0000	7,919,385	1,872,432	9,791,817	0	0	0
TOTAL COUNTY	0.0000	0.0000	0.0000	0.0000	7,919,385	1,872,432	9,791,817	0	0	0
SCHOOL MILLAGE 61-240										
STATE EDUCATION	0.0000	0.0000	0.0000	0.0000	7,919,385	1,872,432	9,791,817	0	0	0
18 MILL NON HOMESTEAD	0.0000	0.0000	0.0000	0.0000	7,919,385	1,872,432	9,791,817	0	0	0
BOND/DEBT	0.0000	0.0000	0.0000	0.0000	7,919,385	1,872,432	9,791,817	0	0	0
LOCAL ENHANCEMENT	0.0000	0.0000	0.0000	0.0000	7,919,385	1,872,432	9,791,817	0	0	0
TOTAL SCHOOL	0.0000	0.0000	0.0000	0.0000	7,919,385	1,872,432	9,791,817	0	0	0
MUSKEGON INTERMEDIATE										
OPERATING	0.0000	0.0000	0.0000	0.0000	7,919,385	1,872,432	9,791,817	0	0	0
VOTED	0.0000	0.0000	0.0000	0.0000	7,919,385	1,872,432	9,791,817	0	0	0
TOTAL INTERMEDIATE	0.0000	0.0000	0.0000	0.0000	7,919,385	1,872,432	9,791,817	0	0	0
MUSK COMMUNITY COLLEGE										
VOTED	0.0000	0.0000	0.0000	0.0000	7,919,385	1,872,432	9,791,817	0	0	0
TOTAL COLLEGE	0.0000	0.0000	0.0000	0.0000	7,919,385	1,872,432	9,791,817	0	0	0
TOTALS	**8.8388**	**8.8388**	**0.0000**	**0.0000**	**7,919,385**	**1,872,432**	**9,791,817**	**69,998**	**16,550**	**86,548**

MUSKEGON COUNTY CERTIFIED TAX RATES EGELSTON TOWNSHIP OAKRIDGE SCHOOLS (PER $1000 OF TAXABLE VALUE)					MUSKEGON COUNTY 2000 TAX DOLLARS					
	SUMMER HOMESTEAD	SUMMER NON-HOMESTEAD	WINTER HOMESTEAD	WINTER NON - HOMESTE	HOMESTEAD TAXABLE	NON-HOMESTEAD TAXABLE	TOTAL TAXABLE	HOMESTEAD DOLLARS	NON-HOMESTEAD DOLLARS	TOTAL DOLLARS
TOWNSHIP MILLAGE										
ALLOCATED/CHARTER	0.0000	0.0000	1.2374	1.2374	70,275,213	42,195,387	112,470,600	86,959	52,213	139,171
VOTED	0.0000	0.0000	3.4360	3.4360	70,275,213	42,195,387	112,470,600	241,466	144,983	386,449
DEBT	0.0000	0.0000	0.0000	0.0000	70,275,213	42,195,387	112,470,600	-	-	-
AUTHORITIES	0.0000	0.0000	0.0000	0.0000	70,275,213	42,195,387	112,470,600	0	0	0
TOTAL TOWNSHIP	0.0000	0.0000	4.6734	4.6734	70,275,213	42,195,387	112,470,600	328,424	197,196	525,620
COUNTY MILLAGE										
OPERATING	0.0000	0.0000	5.7966	5.7966	70,275,213	42,195,387	112,470,600	407,357	244,590	651,947
VETERAN AFFAIRS	0.0000	0.0000	0.0766	0.0766	70,275,213	42,195,387	112,470,600	5,383	3,232	8,615
MUSEUM OPERATING	0.0000	0.0000	0.3224	0.3224	70,275,213	42,195,387	112,470,600	22,657	13,604	36,261
QUALITY OF LIFE	0.0000	0.0000	0.4300	0.4300	70,275,213	42,195,387	112,470,600	30,218	18,144	48,362
TOTAL COUNTY	0.0000	0.0000	6.6256	6.6256	70,275,213	42,195,387	112,470,600	465,615	279,570	745,185
SCHOOL MILLAGE 61-065										
STATE EDUCATION	0.0000	0.0000	6.0000	6.0000	70,275,213	42,195,387	112,470,600	421,651	253,172	674,824
18 MILL NON HOMESTEAD	0.0000	0.0000	0.0000	17.7146	70,275,213	42,195,387	112,470,600	0	747,474	747,474
BOND/DEBT	0.0000	0.0000	7.0000	7.0000	70,275,213	42,195,387	112,470,600	491,926	295,368	787,294
LOCAL ENHANCEMENT	0.0000	0.0000	0.0000	0.0000	70,275,213	42,195,387	112,470,600	0	0	0
TOTAL SCHOOL	0.0000	0.0000	13.0000	30.7146	70,275,213	42,195,387	112,470,600	913,578	1,296,014	2,209,592
MUSKEGON INTERMEDIATE										
OPERATING	0.0000	0.0000	0.4675	0.4675	70,275,213	42,195,387	112,470,600	32,854	19,726	52,580
VOTED	0.0000	0.0000	2.3374	2.3374	70,275,213	42,195,387	112,470,600	164,261	98,627	262,889
TOTAL INTERMEDIATE	0.0000	0.0000	2.8049	2.8049	70,275,213	42,195,387	112,470,600	197,115	118,354	315,469
MUSK COMMUNITY COLLEGE										
VOTED	0.0000	0.0000	2.2417	2.2417	70,275,213	42,195,387	112,470,600	157,536	94,589	252,125
TOTAL COLLEGE	0.0000	0.0000	2.2417	2.2417	70,275,213	42,195,387	112,470,600	157,536	94,589	252,125
TOTALS	0.0000	0.0000	29.3456	47.0602	70,275,213	42,195,387	112,470,600	2,062,268	1,985,723	4,047,992

MUSKEGON COUNTY CERTIFIED TAX RATES FRUITLAND TOWNSHIP REETHS-PUFFER SCHOOLS (PER $1000 OF TAXABLE VALUE)					MUSKEGON COUNTY 2000 TAX DOLLARS					
	SUMMER HOMESTEAD	SUMMER NON-HOMESTEAD	WINTER HOMESTEAD	WINTER NON - HOMESTE	HOMESTEAD TAXABLE	NON-HOMESTEAD TAXABLE	TOTAL TAXABLE	HOMESTEAD DOLLARS	NON-HOMESTEAD DOLLARS	TOTAL DOLLARS
TOWNSHIP MILLAGE										
ALLOCATED/CHARTER	0.0000	0.0000	0.9730	0.9730	20,553,678	10,524,317	31,077,995	19,999	10,240	30,239
VOTED	0.0000	0.0000	0.0000	0.0000	20,553,678	10,524,317	31,077,995	0	0	0
DEBT	0.0000	0.0000	0.0000	0.0000	20,553,678	10,524,317	31,077,995	0	0	0
WHITELAKE FIRE AUTHORITY	0.0000	0.0000	1.4803	1.4803	20,553,678	10,524,317	31,077,995	30,426	15,579	46,005
TOTAL TOWNSHIP	0.0000	0.0000	2.4533	2.4533	20,553,678	10,524,317	31,077,995	50,424	25,819	76,244
COUNTY MILLAGE										
OPERATING	0.0000	0.0000	5.7966	5.7966	20,553,678	10,524,317	31,077,995	119,141	61,005	180,147
VETERAN AFFAIRS	0.0000	0.0000	0.0766	0.0766	20,553,678	10,524,317	31,077,995	1,574	806	2,381
MUSEUM OPERATING	0.0000	0.0000	0.3224	0.3224	20,553,678	10,524,317	31,077,995	6,627	3,393	10,020
QUALITY OF LIFE	0.0000	0.0000	0.4300	0.4300	20,553,678	10,524,317	31,077,995	8,838	4,525	13,364
TOTAL COUNTY	0.0000	0.0000	6.6256	6.6256	20,553,678	10,524,317	31,077,995	136,180	69,730	205,910
SCHOOL MILLAGE 61-220										
STATE EDUCATION	0.0000	0.0000	6.0000	6.0000	20,553,678	10,524,317	31,077,995	123,322	63,146	186,468
18 MILL NON HOMESTEAD	0.0000	0.0000	0.0000	18.0000	20,553,678	10,524,317	31,077,995	0	189,438	189,438
BOND/DEBT	0.0000	0.0000	7.6200	7.6200	20,553,678	10,524,317	31,077,995	156,619	80,195	236,814
LOCAL ENHANCEMENT	0.0000	0.0000	0.0000	0.0000	20,553,678	10,524,317	31,077,995	0	0	0
TOTAL SCHOOL	0.0000	0.0000	13.6200	31.6200	20,553,678	10,524,317	31,077,995	279,941	332,779	612,720
MUSKEGON INTERMEDIATE										
OPERATING	0.0000	0.0000	0.4675	0.4675	20,553,678	10,524,317	31,077,995	9,609	4,920	14,529
VOTED	0.0000	0.0000	2.3374	2.3374	20,553,678	10,524,317	31,077,995	48,042	24,600	72,642
TOTAL INTERMEDIATE	0.0000	0.0000	2.8049	2.8049	20,553,678	10,524,317	31,077,995	57,651	29,520	87,171
MUSK COMMUNITY COLLEGE										
VOTED	0.0000	0.0000	2.2417	2.2417	20,553,678	10,524,317	31,077,995	46,075	23,592	69,668
TOTAL COLLEGE	0.0000	0.0000	2.2417	2.2417	20,553,678	10,524,317	31,077,995	46,075	23,592	69,668
TOTALS	**0.0000**	**0.0000**	**27.7455**	**45.7455**	**20,553,678**	**10,524,317**	**31,077,995**	**570,272**	**481,440**	**1,051,712**

MUSKEGON COUNTY CERTIFIED TAX RATES FRUITLAND TOWNSHIP WHITEHALL SCHOOLS (PER $1000 OF TAXABLE VALUE)					MUSKEGON COUNTY 2000 TAX DOLLARS					
	SUMMER HOMESTEAD	SUMMER NON-HOMESTEAD	WINTER HOMESTEAD	WINTER NON - HOMESTE	HOMESTEAD TAXABLE	NON-HOMESTEAD TAXABLE	TOTAL TAXABLE	HOMESTEAD DOLLARS	NON-HOMESTEAD DOLLARS	TOTAL DOLLARS
TOWNSHIP MILLAGE										
ALLOCATED/CHARTER	0.0000	0.0000	0.9730	0.9730	75,132,208	40,830,967	115,963,175	73,104	39,729	112,832
VOTED	0.0000	0.0000	0.0000	0.0000	75,132,208	40,830,967	115,963,175	0	0	0
DEBT	0.0000	0.0000	0.0000	0.0000	75,132,208	40,830,967	115,963,175	0	0	0
WHITELAKE FIRE AUTHORITY	0.0000	0.0000	1.4803	1.4803	75,132,208	40,830,967	115,963,175	111,218	60,442	171,660
TOTAL TOWNSHIP	0.0000	0.0000	2.4533	2.4533	75,132,208	40,830,967	115,963,175	184,322	100,171	284,492
COUNTY MILLAGE										
OPERATING	0.0000	0.0000	5.7966	5.7966	75,132,208	40,830,967	115,963,175	435,511	236,681	672,192
VETERAN AFFAIRS	0.0000	0.0000	0.0766	0.0766	75,132,208	40,830,967	115,963,175	5,755	3,128	8,883
MUSEUM OPERATING	0.0000	0.0000	0.3224	0.3224	75,132,208	40,830,967	115,963,175	24,223	13,164	37,387
QUALITY OF LIFE	0.0000	0.0000	0.4300	0.4300	75,132,208	40,830,967	115,963,175	32,307	17,557	49,864
TOTAL COUNTY	0.0000	0.0000	6.6256	6.6256	75,132,208	40,830,967	115,963,175	497,796	270,530	768,326
SCHOOL MILLAGE 61-240										
STATE EDUCATION	0.0000	0.0000	6.0000	6.0000	75,132,208	40,830,967	115,963,175	450,793	244,986	695,779
18 MILL NON HOMESTEAD	0.0000	0.0000	0.0000	17.8813	75,132,208	40,830,967	115,963,175	0	730,111	730,111
BOND/DEBT	0.0000	0.0000	2.9000	2.9000	75,132,208	40,830,967	115,963,175	217,883	118,410	336,293
WHITE LAKE COMMUNITY LIB	0.0000	0.0000	1.1637	1.1637	75,132,208	40,830,967	115,963,175	87,431	47,515	134,946
TOTAL SCHOOL	0.0000	0.0000	10.0637	27.9450	75,132,208	40,830,967	115,963,175	756,108	1,141,021	1,897,129
MUSKEGON INTERMEDIATE										
OPERATING	0.0000	0.0000	0.4675	0.4675	75,132,208	40,830,967	115,963,175	35,124	19,088	54,213
VOTED	0.0000	0.0000	2.3374	2.3374	75,132,208	40,830,967	115,963,175	175,614	95,438	271,052
TOTAL INTERMEDIATE	0.0000	0.0000	2.8049	2.8049	75,132,208	40,830,967	115,963,175	210,738	114,527	325,265
MUSK COMMUNITY COLLEGE										
VOTED	0.0000	0.0000	2.2417	2.2417	75,132,208	40,830,967	115,963,175	168,424	91,531	259,955
TOTAL COLLEGE	0.0000	0.0000	2.2417	2.2417	75,132,208	40,830,967	115,963,175	168,424	91,531	259,955
TOTALS	**0.0000**	**0.0000**	**24.1892**	**42.0705**	**75,132,208**	**40,830,967**	**115,963,175**	**1,817,388**	**1,717,779**	**3,535,167**

MUSKEGON COUNTY CERTIFIED TAX RATES FRUITPORT TOWNSHIP FRUITPORT SCHOOLS (PER $1000 OF TAXABLE VALUE)					MUSKEGON COUNTY 2000 TAX DOLLARS					
	SUMMER HOMESTEAD	SUMMER NON-HOMESTEAD	WINTER HOMESTEAD	WINTER NON - HOMESTE	HOMESTEAD TAXABLE	NON-HOMESTEAD TAXABLE	TOTAL TAXABLE	HOMESTEAD DOLLARS	NON-HOMESTEAD DOLLARS	TOTAL DOLLARS
TOWNSHIP MILLAGE										
ALLOCATED/CHARTER	0.0000	0.0000	1.0786	1.0786	165,652,438	61,520,827	227,173,265	178,673	66,356	245,029
VOTED	0.0000	0.0000	1.4610	1.4610	165,652,438	61,520,827	227,173,265	242,018	89,882	331,900
DEBT	0.0000	0.0000	0.0000	0.0000	165,652,438	61,520,827	227,173,265	0	0	0
AUTHORITIES	0.0000	0.0000	0.0000	0.0000	165,652,438	61,520,827	227,173,265	0	0	0
LIGHTS/TWP ONLY/ON SEV	0.0000	0.0000	0.5000	0.5000	150,948,949	55,327,338	206,276,287	75,474	27,664	103,138
TOTAL TOWNSHIP	0.0000	0.0000	3.0396	3.0396	165,652,438	61,520,827	227,173,265	496,165	183,902	680,067
COUNTY MILLAGE										
OPERATING	0.0000	0.0000	5.7966	5.7966	165,652,438	61,520,827	227,173,265	960,221	356,612	1,316,833
VETERAN AFFAIRS	0.0000	0.0000	0.0766	0.0766	165,652,438	61,520,827	227,173,265	12,689	4,712	17,401
MUSEUM OPERATING	0.0000	0.0000	0.3224	0.3224	165,652,438	61,520,827	227,173,265	53,406	19,834	73,241
QUALITY OF LIFE	0.0000	0.0000	0.4300	0.4300	165,652,438	61,520,827	227,173,265	71,231	26,454	97,685
TOTAL COUNTY	0.0000	0.0000	6.6256	6.6256	165,652,438	61,520,827	227,173,265	1,097,547	407,612	1,505,159
SCHOOL MILLAGE 61-080										
STATE EDUCATION	0.0000	0.0000	6.0000	6.0000	165,652,438	61,520,827	227,173,265	993,915	369,125	1,363,040
18 MILL NON HOMESTEAD	0.0000	0.0000	0.0000	18.0000	165,652,438	61,520,827	227,173,265	0	1,107,375	1,107,375
BOND/DEBT	0.0000	0.0000	3.4000	3.4000	165,652,438	61,520,827	227,173,265	563,218	209,171	772,389
LOCAL ENHANCEMENT	0.0000	0.0000	0.0000	0.0000	165,652,438	61,520,827	227,173,265	0	0	0
TOTAL SCHOOL	0.0000	0.0000	9.4000	27.4000	165,652,438	61,520,827	227,173,265	1,557,133	1,685,671	3,242,804
MUSKEGON INTERMEDIATE										
OPERATING	0.0000	0.0000	0.4675	0.4675	165,652,438	61,520,827	227,173,265	77,443	28,761	106,204
VOTED	0.0000	0.0000	2.3374	2.3374	165,652,438	61,520,827	227,173,265	387,196	143,799	530,995
TOTAL INTERMEDIATE	0.0000	0.0000	2.8049	2.8049	165,652,438	61,520,827	227,173,265	464,639	172,560	637,198
MUSK COMMUNITY COLLEGE										
VOTED	0.0000	0.0000	2.2417	2.2417	165,652,438	61,520,827	227,173,265	371,343	137,911	509,254
TOTAL COLLEGE	0.0000	0.0000	2.2417	2.2417	165,652,438	61,520,827	227,173,265	371,343	137,911	509,254
TOTALS	**0.0000**	**0.0000**	**24.1118**	**42.1118**		**61,520,827**	**61,520,827**	**3,986,827**	**2,587,656**	**6,574,483**

MUSKEGON COUNTY CERTIFIED TAX RATES FRUITPORT TOWNSHIP MONA SHORES SCHOOLS (PER $1000 OF TAXABLE VALUE)					MUSKEGON COUNTY 2000 TAX DOLLARS					
	SUMMER HOMESTEAD	SUMMER NON-HOMESTEAD	WINTER HOMESTEAD	WINTER NON - HOMESTE	HOMESTEAD TAXABLE	NON-HOMESTEAD TAXABLE	TOTAL TAXABLE	HOMESTEAD DOLLARS	NON-HOMESTEAD DOLLARS	TOTAL DOLLARS
TOWNSHIP MILLAGE										
ALLOCATED/CHARTER	0.0000	0.0000	1.0786	1.0786	943,837	4,177,049	5,120,886	1,018	4,505	5,523
VOTED	0.0000	0.0000	1.4610	1.4610	943,837	4,177,049	5,120,886	1,379	6,103	7,482
DEBT	0.0000	0.0000	0.0000	0.0000	943,837	4,177,049	5,120,886	0	0	0
AUTHORITIES	0.0000	0.0000	0.0000	0.0000	943,837	4,177,049	5,120,886	0	0	0
LIGHTS/TOWNSHIP ONLY/SE	0.0000	0.0000	0.5000	0.5000	943,837	4,177,049	5,120,886	472	2,089	2,560
TOTAL TOWNSHIP	0.0000	0.0000	3.0396	3.0396	943,837	4,177,049	5,120,886	2,869	12,697	15,565
COUNTY MILLAGE										0
OPERATING	0.0000	0.0000	5.7966	5.7966	943,837	4,177,049	5,120,886	5,471	24,213	29,684
VETERAN AFFAIRS	0.0000	0.0000	0.0766	0.0766	943,837	4,177,049	5,120,886	72	320	392
MUSEUM OPERATING	0.0000	0.0000	0.3224	0.3224	943,837	4,177,049	5,120,886	304	1,347	1,651
QUALITY OF LIFE	0.0000	0.0000	0.4300	0.4300	943,837	4,177,049	5,120,886	406	1,796	2,202
TOTAL COUNTY	0.0000	0.0000	6.6256	6.6256	943,837	4,177,049	5,120,886	6,253	27,675	33,929
SCHOOL MILLAGE 61-060										
STATE EDUCATION	0.0000	0.0000	6.0000	6.0000	943,837	4,177,049	5,120,886	5,663	25,062	30,725
18 MILL NON HOMESTEAD	0.0000	0.0000	0.0000	18.0000	943,837	4,177,049	5,120,886	0	75,187	75,187
BOND/DEBT	0.0000	0.0000	5.4000	5.4000	943,837	4,177,049	5,120,886	5,097	22,556	27,653
LOCAL ENHANCEMENT	0.0000	0.0000	0.0000	0.0000	943,837	4,177,049	5,120,886	0	0	0
TOTAL SCHOOL	0.0000	0.0000	11.4000	29.4000	943,837	4,177,049	5,120,886	10,760	122,805	133,565
MUSKEGON INTERMEDIATE										
OPERATING	0.0000	0.0000	0.4675	0.4675	943,837	4,177,049	5,120,886	441	1,953	2,394
VOTED	0.0000	0.0000	2.3374	2.3374	943,837	4,177,049	5,120,886	2,206	9,763	11,970
TOTAL INTERMEDIATE	0.0000	0.0000	2.8049	2.8049	943,837	4,177,049	5,120,886	2,647	11,716	14,364
MUSK COMMUNITY COLLEGE										
VOTED	0.0000	0.0000	2.2417	2.2417	943,837	4,177,049	5,120,886	2,116	9,364	11,479
TOTAL COLLEGE	0.0000	0.0000	2.2417	2.2417	943,837	4,177,049	5,120,886	2,116	9,364	11,479
TOTALS	**0.0000**	**0.0000**	**26.1118**	**44.1118**		**4,177,049**	**4,177,049**	**24,645**	**184,257**	**208,902**

MUSKEGON COUNTY CERTIFIED TAX RATES VILLAGE OF FRUITPORT FRUITPORT SCHOOLS (PER $1000 OF TAXABLE VALUE)					MUSKEGON COUNTY 2000 TAX DOLLARS					
	SUMMER HOMESTEAD	SUMMER NON-HOMESTEAD	WINTER HOMESTEAD	WINTER NON - HOMESTE	HOMESTEAD TAXABLE	NON-HOMESTEAD TAXABLE	TOTAL TAXABLE	HOMESTEAD DOLLARS	NON-HOMESTEAD DOLLARS	TOTAL DOLLARS
VILLAGE MILLAGE										
ALLOCATED/CHARTER	7.6341	7.6341	0.0000	0.0000	14,703,489	6,193,489	20,896,978	112,248	47,282	159,530
VOTED	0.0000	0.0000	0.0000	0.0000	14,703,489	6,193,489	20,896,978	0	0	0
DEBT	0	0	0.0000	0.0000	14,703,489	6,193,489	20,896,978	0	0	0
AUTHORITIES	0.0000	0.0000	0.0000	0.0000	14,703,489	6,193,489	20,896,978	0	0	0
TOTAL VILLAGE	7.6341	7.6341	0.0000	0.0000	14,703,489	6,193,489	20,896,978	112,248	47,282	159,530
COUNTY MILLAGE										
OPERATING	0.0000	0.0000	0.0000	0.0000	14,703,489	6,193,489	20,896,978	0	0	0
VETERAN AFFAIRS	0.0000	0.0000	0.0000	0.0000	14,703,489	6,193,489	20,896,978	0	0	0
MUSEUM OPERATING	0.0000	0.0000	0.0000	0.0000	14,703,489	6,193,489	20,896,978	0	0	0
QUALITY OF LIFE	0.0000	0.0000	0.0000	0.0000	14,703,489	6,193,489	20,896,978	0	0	0
TOTAL COUNTY	0.0000	0.0000	0.0000	0.0000	14,703,489	6,193,489	20,896,978	0	0	0
SCHOOL MILLAGE 61-080										
STATE EDUCATION	0.0000	0.0000	0.0000	0.0000	14,703,489	6,193,489	20,896,978	0	0	0
18 MILL NON HOMESTEAD	0.0000	0.0000	0.0000	0.0000	14,703,489	6,193,489	20,896,978	0	0	0
BOND/DEBT	0.0000	0.0000	0.0000	0.0000	14,703,489	6,193,489	20,896,978	0	0	0
LOCAL ENHANCEMENT	0.0000	0.0000	0.0000	0.0000	14,703,489	6,193,489	20,896,978	0	0	0
TOTAL SCHOOL	0.0000	0.0000	0.0000	0.0000	14,703,489	6,193,489	20,896,978	0	0	0
MUSKEGON INTERMEDIATE										
OPERATING	0.0000	0.0000	0.0000	0.0000	14,703,489	6,193,489	20,896,978	0	0	0
VOTED	0.0000	0.0000	0.0000	0.0000	14,703,489	6,193,489	20,896,978	0	0	0
TOTAL INTERMEDIATE	0.0000	0.0000	0.0000	0.0000	14,703,489	6,193,489	20,896,978	0	0	0
MUSK COMMUNITY COLLEGE										
VOTED	0.0000	0.0000	0.0000	0.0000	14,703,489	6,193,489	20,896,978	0	0	0
TOTAL COLLEGE	0.0000	0.0000	0.0000	0.0000	14,703,489	6,193,489	20,896,978	0	0	0
TOTALS	**7.6341**	**7.6341**	**0.0000**	**0.0000**	**14,703,489**	**6,193,489**	**20,896,978**	**112,248**	**47,282**	**159,530**

MUSKEGON COUNTY CERTIFIED TAX RATES HOLTON TOWNSHIP FREMONT SCHOOLS (PER $1000 OF TAXABLE VALUE)					MUSKEGON COUNTY 2000 TAX DOLLARS					
	SUMMER HOMESTEAD	SUMMER NON-HOMESTEAD	WINTER HOMESTEAD	WINTER NON - HOMESTE	HOMESTEAD TAXABLE	NON-HOMESTEAD TAXABLE	TOTAL TAXABLE	HOMESTEAD DOLLARS	NON-HOMESTEAD DOLLARS	TOTAL DOLLARS
TOWNSHIP MILLAGE										
ALLOCATED/CHARTER	0.0000	0.0000	1.1463	1.1463	2,373,298	582,630	2,955,928	2,721	668	3,388
VOTED	0.0000	0.0000	2.6241	2.6241	2,373,298	582,630	2,955,928	6,228	1,529	7,757
DEBT	0.0000	0.0000	0.0000	0.0000	2,373,298	582,630	2,955,928	0	0	0
AUTHORITIES	0.0000	0.0000	0.0000	0.0000	2,373,298	582,630	2,955,928	0	0	0
TOTAL TOWNSHIP	0.0000	0.0000	3.7704	3.7704	2,373,298	582,630	2,955,928	8,948	2,197	11,145
COUNTY MILLAGE										
OPERATING	0.0000	0.0000	5.7966	5.7966	2,373,298	582,630	2,955,928	13,757	3,377	17,134
VETERAN AFFAIRS	0.0000	0.0000	0.0766	0.0766	2,373,298	582,630	2,955,928	182	45	226
MUSEUM OPERATING	0.0000	0.0000	0.3224	0.3224	2,373,298	582,630	2,955,928	765	188	953
QUALITY OF LIFE	0.0000	0.0000	0.4300	0.4300	2,373,298	582,630	2,955,928	1,021	251	1,271
TOTAL COUNTY	0.0000	0.0000	6.6256	6.6256	2,373,298	582,630	2,955,928	15,725	3,860	19,585
SCHOOL MILLAGE 62-040										
STATE EDUCATION	0.0000	0.0000	6.0000	6.0000	2,373,298	582,630	2,955,928	14,240	3,496	17,736
18 MILL NON HOMESTEAD	0.0000	0.0000	0.0000	18.0000	2,373,298	582,630	2,955,928	0	10,487	10,487
BOND/DEBT	0.0000	0.0000	7.0000	7.0000	2,373,298	582,630	2,955,928	16,613	4,078	20,691
LOCAL ENHANCEMENT	0.0000	0.0000	0.0000	0.0000	2,373,298	582,630	2,955,928	0	0	0
TOTAL SCHOOL	0.0000	0.0000	13.0000	31.0000	2,373,298	582,630	2,955,928	30,853	18,062	48,914
NEWAYGO INTERMEDIATE										
OPERATING	0.0000	0.0000	0.1446	0.1446	2,373,298	582,630	2,955,928	343	84	427
VOTED	0.0000	0.0000	5.8088	5.8088	2,373,298	582,630	2,955,928	13,786	3,384	17,170
TOTAL INTERMEDIATE	0.0000	0.0000	5.9534	5.9534	2,373,298	582,630	2,955,928	14,129	3,469	17,598
MUSK COMMUNITY COLLEGE										
VOTED	0.0000	0.0000	2.2417	2.2417	2,373,298	582,630	2,955,928	5,320	1,306	6,626
TOTAL COLLEGE	0.0000	0.0000	2.2417	2.2417	2,373,298	582,630	2,955,928	5,320	1,306	6,626
TOTALS	**0.0000**	**0.0000**	**31.5911**	**49.5911**	**2,373,298**	**582,630**	**2,955,928**	**74,975**	**28,893**	**103,868**

MUSKEGON COUNTY CERTIFIED TAX RATES HOLTON TOWNSHIP HOLTON SCHOOLS (PER $1000 OF TAXABLE VALUE)					MUSKEGON COUNTY 2000 TAX DOLLARS					
	SUMMER HOMESTEAD	SUMMER NON-HOMESTEAD	WINTER HOMESTEAD	WINTER NON - HOMESTE	HOMESTEAD TAXABLE	NON-HOMESTEAD TAXABLE	TOTAL TAXABLE	HOMESTEAD DOLLARS	NON-HOMESTEAD DOLLARS	TOTAL DOLLARS
TOWNSHIP MILLAGE										
ALLOCATED/CHARTER	0.0000	0.0000	1.1463	1.1463	20,676,499	8,233,956	28,910,455	23,701	9,439	33,140
VOTED	0.0000	0.0000	2.6241	2.6241	20,676,499	8,233,956	28,910,455	54,257	21,607	75,864
DEBT	0.0000	0.0000	0.0000	0.0000	20,676,499	8,233,956	28,910,455	0	0	0
AUTHORITIES	0.0000	0.0000	0.0000	0.0000	20,676,499	8,233,956	28,910,455	0	0	0
TOTAL TOWNSHIP	0.0000	0.0000	3.7704	3.7704	20,676,499	8,233,956	28,910,455	77,959	31,045	109,004
COUNTY MILLAGE										
OPERATING	0.0000	0.0000	5.7966	5.7966	20,676,499	8,233,956	28,910,455	119,853	47,729	167,582
VETERAN AFFAIRS	0.0000	0.0000	0.0766	0.0766	20,676,499	8,233,956	28,910,455	1,584	631	2,215
MUSEUM OPERATING	0.0000	0.0000	0.3224	0.3224	20,676,499	8,233,956	28,910,455	6,666	2,655	9,321
QUALITY OF LIFE	0.0000	0.0000	0.4300	0.4300	20,676,499	8,233,956	28,910,455	8,891	3,541	12,431
TOTAL COUNTY	0.0000	0.0000	6.6256	6.6256	20,676,499	8,233,956	28,910,455	136,994	54,555	191,549
SCHOOL MILLAGE 61-120										
STATE EDUCATION	0.0000	0.0000	6.0000	6.0000	20,676,499	8,233,956	28,910,455	124,059	49,404	173,463
18 MILL NON HOMESTEAD	0.0000	0.0000	0.0000	18.0000	20,676,499	8,233,956	28,910,455	0	148,211	148,211
BOND/DEBT	0.0000	0.0000	7.2400	7.2400	20,676,499	8,233,956	28,910,455	149,698	59,614	209,312
LOCAL ENHANCEMENT	0.0000	0.0000	0.0000	0.0000	20,676,499	8,233,956	28,910,455	0	0	0
TOTAL SCHOOL	0.0000	0.0000	13.2400	31.2400	20,676,499	8,233,956	28,910,455	273,757	257,229	530,986
MUSKEGON INTERMEDIATE										
OPERATING	0.0000	0.0000	0.4675	0.4675	20,676,499	8,233,956	28,910,455	9,666	3,849	13,516
VOTED	0.0000	0.0000	2.3374	2.3374	20,676,499	8,233,956	28,910,455	48,329	19,246	67,575
TOTAL INTERMEDIATE	0.0000	0.0000	2.8049	2.8049	20,676,499	8,233,956	28,910,455	57,996	23,095	81,091
MUSK COMMUNITY COLLEGE										
VOTED	0.0000	0.0000	2.2417	2.2417	20,676,499	8,233,956	28,910,455	46,351	18,458	64,809
TOTAL COLLEGE	0.0000	0.0000	2.2417	2.2417	20,676,499	8,233,956	28,910,455	46,351	18,458	64,809
TOTALS	**0.0000**	**0.0000**	**28.6826**	**46.6826**	**20,676,499**	**8,233,956**	**28,910,455**	**593,056**	**384,382**	**977,438**

MUSKEGON COUNTY CERTIFIED TAX RATES LAKETON TOWNSHIP REETHS-PUFFER SCHOOLS (PER $1000 OF TAXABLE VALUE)					MUSKEGON COUNTY 2000 TAX DOLLARS					
	SUMMER HOMESTEAD	SUMMER NON-HOMESTEAD	WINTER HOMESTEAD	WINTER NON - HOMESTE	HOMESTEAD TAXABLE	NON-HOMESTEAD TAXABLE	TOTAL TAXABLE	HOMESTEAD DOLLARS	NON-HOMESTEAD DOLLARS	TOTAL DOLLARS
TOWNSHIP MILLAGE										
ALLOCATED/CHARTER	0.0000	0.0000	1.0045	1.0045	119,414,194	18,700,371	138,114,565	119,952	18,785	138,736
VOTED	0.0000	0.0000	0.0000	0.0000	119,414,194	18,700,371	138,114,565	0	0	0
DEBT	0.0000	0.0000	0.6000	0.6000	119,414,194	18,700,371	138,114,565	71,649	11,220	82,869
AUTHORITIES	0.0000	0.0000	0.0000	0.0000	119,414,194	18,700,371	138,114,565	0	0	0
TOTAL TOWNSHIP	0.0000	0.0000	1.6045	1.6045	119,414,194	18,700,371	138,114,565	191,600	30,005	221,605
COUNTY MILLAGE										
OPERATING	0.0000	0.0000	5.7966	5.7966	119,414,194	18,700,371	138,114,565	692,196	108,399	800,595
VETERAN AFFAIRS	0.0000	0.0000	0.0766	0.0766	119,414,194	18,700,371	138,114,565	9,147	1,432	10,580
MUSEUM OPERATING	0.0000	0.0000	0.3224	0.3224	119,414,194	18,700,371	138,114,565	38,499	6,029	44,528
QUALITY OF LIFE	0.0000	0.0000	0.4300	0.4300	119,414,194	18,700,371	138,114,565	51,348	8,041	59,389
TOTAL COUNTY	0.0000	0.0000	6.6256	6.6256	119,414,194	18,700,371	138,114,565	791,191	123,901	915,092
SCHOOL MILLAGE 61-220										
STATE EDUCATION	0.0000	0.0000	6.0000	6.0000	119,414,194	18,700,371	138,114,565	716,485	112,202	828,687
18 MILL NON HOMESTEAD	0.0000	0.0000	0.0000	18.0000	119,414,194	18,700,371	138,114,565	0	336,607	336,607
BOND/DEBT	0.0000	0.0000	7.6200	7.6200	119,414,194	18,700,371	138,114,565	909,936	142,497	1,052,433
LOCAL ENHANCEMENT	0.0000	0.0000	0.0000	0.0000	119,414,194	18,700,371	138,114,565	0	0	0
TOTAL SCHOOL	0.0000	0.0000	13.6200	31.6200	119,414,194	18,700,371	138,114,565	1,626,421	591,306	2,217,727
MUSKEGON INTERMEDIATE										
OPERATING	0.0000	0.0000	0.4675	0.4675	119,414,194	18,700,371	138,114,565	55,826	8,742	64,569
VOTED	0.0000	0.0000	2.3374	2.3374	119,414,194	18,700,371	138,114,565	279,119	43,710	322,829
TOTAL INTERMEDIATE	0.0000	0.0000	2.8049	2.8049	119,414,194	18,700,371	138,114,565	334,945	52,453	387,398
MUSK COMMUNITY COLLEGE										
VOTED	0.0000	0.0000	2.2417	2.2417	119,414,194	18,700,371	138,114,565	267,691	41,921	309,611
TOTAL COLLEGE	0.0000	0.0000	2.2417	2.2417	119,414,194	18,700,371	138,114,565	267,691	41,921	309,611
TOTALS	**0.0000**	**0.0000**	**26.8967**	**44.8967**	**119,414,194**	**18,700,371**	**138,114,565**	**3,211,848**	**839,585**	**4,051,433**

MUSKEGON COUNTY CERTIFIED TAX RATES MONTAGUE TOWNSHIP MONTAGUE SCHOOLS (PER $1000 OF TAXABLE VALUE)					MUSKEGON COUNTY 2000 TAX DOLLARS					
	SUMMER HOMESTEAD	SUMMER NON-HOMESTEAD	WINTER HOMESTEAD	WINTER NON - HOMESTE	HOMESTEAD TAXABLE	NON-HOMESTEAD TAXABLE	TOTAL TAXABLE	HOMESTEAD DOLLARS	NON-HOMESTEAD DOLLARS	TOTAL DOLLARS
TOWNSHIP MILLAGE										
ALLOCATED/CHARTER	0.0000	0.0000	1.2196	1.2196	21,193,714	11,325,282	32,518,996	25,848	13,812	39,660
VOTED	0.0000	0.0000	0.0000	0.0000	21,193,714	11,325,282	32,518,996	0	0	0
DEBT	0.0000	0.0000	0.0000	0.0000	21,193,714	11,325,282	32,518,996	0	0	0
AUTHORITIES	0.0000	0.0000	0.0000	0.0000	21,193,714	11,325,282	32,518,996	0	0	0
TOTAL TOWNSHIP	0.0000	0.0000	1.2196	1.2196	21,193,714	11,325,282	32,518,996	25,848	13,812	39,660
COUNTY MILLAGE										
OPERATING	0.0000	0.0000	5.7966	5.7966	21,193,714	11,325,282	32,518,996	122,851	65,648	188,500
VETERAN AFFAIRS	0.0000	0.0000	0.0766	0.0766	21,193,714	11,325,282	32,518,996	1,623	868	2,491
MUSEUM OPERATING	0.0000	0.0000	0.3224	0.3224	21,193,714	11,325,282	32,518,996	6,833	3,651	10,484
QUALITY OF LIFE	0.0000	0.0000	0.4300	0.4300	21,193,714	11,325,282	32,518,996	9,113	4,870	13,983
TOTAL COUNTY	0.0000	0.0000	6.6256	6.6256	21,193,714	11,325,282	32,518,996	140,421	75,037	215,458
SCHOOL MILLAGE 61-180										
STATE EDUCATION	0.0000	0.0000	6.0000	6.0000	21,193,714	11,325,282	32,518,996	127,162	67,952	195,114
18 MILL NON HOMESTEAD	0.0000	0.0000	0.0000	17.5993	21,193,714	11,325,282	32,518,996	0	199,317	199,317
BOND/DEBT	0.0000	0.0000	7.0000	7.0000	21,193,714	11,325,282	32,518,996	148,356	79,277	227,633
LOCAL ENHANCEMENT	0.0000	0.0000	0.0000	0.0000	21,193,714	11,325,282	32,518,996	0	0	0
TOTAL SCHOOL	0.0000	0.0000	13.0000	30.5993	21,193,714	11,325,282	32,518,996	275,518	346,546	622,064
MUSKEGON INTERMEDIATE										
OPERATING	0.0000	0.0000	0.4675	0.4675	21,193,714	11,325,282	32,518,996	9,908	5,295	15,203
VOTED	0.0000	0.0000	2.3374	2.3374	21,193,714	11,325,282	32,518,996	49,538	26,472	76,010
TOTAL INTERMEDIATE	0.0000	0.0000	2.8049	2.8049	21,193,714	11,325,282	32,518,996	59,446	31,766	91,213
MUSK COMMUNITY COLLEGE										
VOTED	0.0000	0.0000	2.2417	2.2417	21,193,714	11,325,282	32,518,996	47,510	25,388	72,898
TOTAL COLLEGE	0.0000	0.0000	2.2417	2.2417	21,193,714	11,325,282	32,518,996	47,510	25,388	72,898
TOTALS	**0.0000**	**0.0000**	**25.8918**	**43.4911**	**21,193,714**	**11,325,282**	**32,518,996**	**548,743**	**492,549**	**1,041,292**

MUSKEGON COUNTY CERTIFIED TAX RATES MOORLAND TOWNSHIP GRANT SCHOOLS (PER $1000 OF TAXABLE VALUE)					MUSKEGON COUNTY 2000 TAX DOLLARS					
	SUMMER HOMESTEAD	SUMMER NON-HOMESTEAD	WINTER HOMESTEAD	WINTER NON - HOMESTE	HOMESTEAD TAXABLE	NON-HOMESTEAD TAXABLE	TOTAL TAXABLE	HOMESTEAD DOLLARS	NON-HOMESTEAD DOLLARS	TOTAL DOLLARS
TOWNSHIP MILLAGE										
ALLOCATED/CHARTER	0.0000	0.0000	1.2128	1.2128	530,191	81,587	611,778	643	99	742
VOTED	0.0000	0.0000	2.3941	2.3941	530,191	81,587	611,778	1,269	195	1,465
DEBT	0.0000	0.0000	0.0000	0.0000	530,191	81,587	611,778	0	0	0
AUTHORITIES	0.0000	0.0000	0.0000	0.0000	530,191	81,587	611,778	0	0	0
TOTAL TOWNSHIP	0.0000	0.0000	3.6069	3.6069	530,191	81,587	611,778	1,912	294	2,207
COUNTY MILLAGE										
OPERATING	0.0000	0.0000	5.7966	5.7966	530,191	81,587	611,778	3,073	473	3,546
VETERAN AFFAIRS	0.0000	0.0000	0.0766	0.0766	530,191	81,587	611,778	41	6	47
MUSEUM OPERATING	0.0000	0.0000	0.3224	0.3224	530,191	81,587	611,778	171	26	197
QUALITY OF LIFE	0.0000	0.0000	0.4300	0.4300	530,191	81,587	611,778	228	35	263
TOTAL COUNTY	0.0000	0.0000	6.6256	6.6256	530,191	81,587	611,778	3,513	541	4,053
SCHOOL MILLAGE 62-050										
STATE EDUCATION	0.0000	0.0000	6.0000	6.0000	530,191	81,587	611,778	3,181	490	3,671
18 MILL NON HOMESTEAD	0.0000	0.0000	0.0000	18.0000	530,191	81,587	611,778	0	1,469	1,469
BOND/DEBT	0.0000	0.0000	7.4600	7.4600	530,191	81,587	611,778	3,955	609	4,564
LOCAL ENHANCEMENT	0.0000	0.0000	0.0000	0.0000	530,191	81,587	611,778	0	0	0
TOTAL SCHOOL	0.0000	0.0000	13.4600	31.4600	530,191	81,587	611,778	7,136	2,567	9,703
NEWAYGO INTERMEDIATE										
OPERATING	0.0000	0.0000	0.1446	0.1446	530,191	81,587	611,778	77	12	88
VOTED	0.0000	0.0000	5.8088	5.8088	530,191	81,587	611,778	3,080	474	3,554
TOTAL INTERMEDIATE	0.0000	0.0000	5.9534	5.9534	530,191	81,587	611,778	3,156	486	3,642
MUSK COMMUNITY COLLEGE										
VOTED	0.0000	0.0000	2.2417	2.2417	530,191	81,587	611,778	1,189	183	1,371
TOTAL COLLEGE	0.0000	0.0000	2.2417	2.2417	530,191	81,587	611,778	1,189	183	1,371
TOTALS	**0.0000**	**0.0000**	**31.8876**	**49.8876**	**530,191**	**81,587**	**611,778**	**16,907**	**4,070**	**20,977**

MUSKEGON COUNTY CERTIFIED TAX RATES MOORLAND TOWNSHIP RAVENNA SCHOOLS (PER $1000 OF TAXABLE VALUE)					MUSKEGON COUNTY 2000 TAX DOLLARS					
	SUMMER HOMESTEAD	SUMMER NON-HOMESTEAD	WINTER HOMESTEAD	WINTER NON - HOMESTE	HOMESTEAD TAXABLE	NON-HOMESTEAD TAXABLE	TOTAL TAXABLE	HOMESTEAD DOLLARS	NON-HOMESTEAD DOLLARS	TOTAL DOLLARS
TOWNSHIP MILLAGE										
ALLOCATED/CHARTER	0.0000	0.0000	1.2128	1.2128	17,143,318	5,497,761	22,641,079	20,791	6,668	27,459
VOTED	0.0000	0.0000	2.3941	2.3941	17,143,318	5,497,761	22,641,079	41,043	13,162	54,205
DEBT	0.0000	0.0000	0.0000	0.0000	17,143,318	5,497,761	22,641,079	0	0	0
AUTHORITIES	0.0000	0.0000	0.0000	0.0000	17,143,318	5,497,761	22,641,079	0	0	0
TOTAL TOWNSHIP	0.0000	0.0000	3.6069	3.6069	17,143,318	5,497,761	22,641,079	61,834	19,830	81,664
COUNTY MILLAGE										
OPERATING	0.0000	0.0000	5.7966	5.7966	17,143,318	5,497,761	22,641,079	99,373	31,868	131,241
VETERAN AFFAIRS	0.0000	0.0000	0.0766	0.0766	17,143,318	5,497,761	22,641,079	1,313	421	1,734
MUSEUM OPERATING	0.0000	0.0000	0.3224	0.3224	17,143,318	5,497,761	22,641,079	5,527	1,772	7,299
QUALITY OF LIFE	0.0000	0.0000	0.4300	0.4300	17,143,318	5,497,761	22,641,079	7,372	2,364	9,736
TOTAL COUNTY	0.0000	0.0000	6.6256	6.6256	17,143,318	5,497,761	22,641,079	113,585	36,426	150,011
SCHOOL MILLAGE 61-210										
STATE EDUCATION	0.0000	0.0000	6.0000	6.0000	17,143,318	5,497,761	22,641,079	102,860	32,987	135,846
18 MILL NON HOMESTEAD	0.0000	0.0000	0.0000	17.6856	17,143,318	5,497,761	22,641,079	0	97,231	97,231
BOND/DEBT	0.0000	0.0000	7.0000	7.0000	17,143,318	5,497,761	22,641,079	120,003	38,484	158,488
LOCAL ENHANCEMENT	0.0000	0.0000	0.0000	0.0000	17,143,318	5,497,761	22,641,079	0	0	0
TOTAL SCHOOL	0.0000	0.0000	13.0000	30.6856	17,143,318	5,497,761	22,641,079	222,863	168,702	391,565
MUSKEGON INTERMEDIATE										
OPERATING	0.0000	0.0000	0.4675	0.4675	17,143,318	5,497,761	22,641,079	8,015	2,570	10,585
VOTED	0.0000	0.0000	2.3374	2.3374	17,143,318	5,497,761	22,641,079	40,071	12,850	52,921
TOTAL INTERMEDIATE	0.0000	0.0000	2.8049	2.8049	17,143,318	5,497,761	22,641,079	48,085	15,421	63,506
MUSK COMMUNITY COLLEGE										
VOTED	0.0000	0.0000	2.2417	2.2417	17,143,318	5,497,761	22,641,079	38,430	12,324	50,755
TOTAL COLLEGE	0.0000	0.0000	2.2417	2.2417	17,143,318	5,497,761	22,641,079	38,430	12,324	50,755
TOTALS	**0.0000**	**0.0000**	**28.2791**	**45.9647**	**17,143,318**	**5,497,761**	**22,641,079**	**484,798**	**252,703**	**737,501**

MUSKEGON COUNTY CERTIFIED TAX RATES MUSKEGON CHARTER TOWNSHIP MUSKEGON SCHOOLS (PER $1000 OF TAXABLE VALUE)					MUSKEGON COUNTY 2000 TAX DOLLARS					
	SUMMER HOMESTEAD	SUMMER NON-HOMESTEAD	WINTER HOMESTEAD	WINTER NON - HOMESTE	HOMESTEAD TAXABLE	NON-HOMESTEAD TAXABLE	TOTAL TAXABLE	HOMESTEAD DOLLARS	NON-HOMESTEAD DOLLARS	TOTAL DOLLARS
TOWNSHIP MILLAGE										
ALLOCATED/CHARTER	0.0000	0.0000	4.6268	4.6268	70,329	1,272,587	1,342,916	325	5,888	6,213
VOTED	0.0000	0.0000	2.5000	2.5000	70,329	1,272,587	1,342,916	176	3,181	3,357
DEBT	0.0000	0.0000	2.0000	2.0000	70,329	1,272,587	1,342,916	141	2,545	2,686
AUTHORITIES	0.0000	0.0000	0.0000	0.0000	70,329	1,272,587	1,342,916	0	0	0
TOTAL TOWNSHIP	0.0000	0.0000	9.1268	9.1268	70,329	1,272,587	1,342,916	642	11,615	12,257
COUNTY MILLAGE										
OPERATING	0.0000	0.0000	5.7966	5.7966	70,329	1,272,587	1,342,916	408	7,377	7,784
VETERAN AFFAIRS	0.0000	0.0000	0.0766	0.0766	70,329	1,272,587	1,342,916	5	97	103
MUSEUM OPERATING	0.0000	0.0000	0.3224	0.3224	70,329	1,272,587	1,342,916	23	410	433
QUALITY OF LIFE	0.0000	0.0000	0.4300	0.4300	70,329	1,272,587	1,342,916	30	547	577
TOTAL COUNTY	0.0000	0.0000	6.6256	6.6256	70,329	1,272,587	1,342,916	436	7,884	8,898
SCHOOL MILLAGE 61-010										
STATE EDUCATION	0.0000	0.0000	6.0000	6.0000	70,329	1,272,587	1,342,916	422	7,636	8,057
18 MILL NON HOMESTEAD	0.0000	0.0000	0.0000	18.0000	70,329	1,272,587	1,342,916	0	22,907	22,907
BOND/DEBT	0.0000	0.0000	7.0000	7.0000	70,329	1,272,587	1,342,916	492	8,908	9,400
LOCAL ENHANCEMENT/Library	0.0000	0.0000	0.9947	0.9947	70,329	1,272,587	1,342,916	70	1,266	1,336
TOTAL SCHOOL	0.0000	0.0000	13.9947	31.9947	70,329	1,272,587	1,342,916	984	40,716	41,700
MUSKEGON INTERMEDIATE										
OPERATING	0.0000	0.0000	0.4675	0.4675	70,329	1,272,587	1,342,916	33	595	628
VOTED	0.0000	0.0000	2.3374	2.3374	70,329	1,272,587	1,342,916	164	2,975	3,139
TOTAL INTERMEDIATE	0.0000	0.0000	2.8049	2.8049	70,329	1,272,587	1,342,916	197	3,569	3,767
MUSK COMMUNITY COLLEGE										
VOTED	0.0000	0.0000	2.2417	2.2417	70,329	1,272,587	1,342,916	158	2,853	3,010
TOTAL COLLEGE	0.0000	0.0000	2.2417	2.2417	70,329	1,272,587	1,342,916	158	2,853	3,010
TOTALS	**0.0000**	**0.0000**	**34.7937**	**52.7937**	**70,329**	**1,272,587**	**1,342,916**	**2,417**	**66,637**	**69,632**

MUSKEGON COUNTY CERTIFIED TAX RATES MUSKEGON CHARTER TOWNSHIP ORCHARD VIEW SCHOOLS (PER $1000 OF TAXABLE VALUE)					MUSKEGON COUNTY 2000 TAX DOLLARS					
	SUMMER HOMESTEAD	SUMMER NON-HOMESTEAD	WINTER HOMESTEAD	WINTER NON - HOMESTE	HOMESTEAD TAXABLE	NON-HOMESTEAD TAXABLE	TOTAL TAXABLE	HOMESTEAD DOLLARS	NON-HOMESTEAD DOLLARS	TOTAL DOLLARS
TOWNSHIP MILLAGE										
ALLOCATED/CHARTER	0.0000	0.0000	4.6268	4.6268	99,152,247	59,279,824	158,432,071	458,758	274,276	733,034
VOTED	0.0000	0.0000	2.5000	2.5000	99,152,247	59,279,824	158,432,071	247,881	148,200	396,080
DEBT	0.0000	0.0000	2.0000	2.0000	99,152,247	59,279,824	158,432,071	198,304	118,560	316,864
AUTHORITIES	0.0000	0.0000	0.0000	0.0000	99,152,247	59,279,824	158,432,071	0	0	0
TOTAL TOWNSHIP	0.0000	0.0000	9.1268	9.1268	99,152,247	59,279,824	158,432,071	904,943	541,035	1,445,978
COUNTY MILLAGE										
OPERATING	0.0000	0.0000	5.7966	5.7966	99,152,247	59,279,824	158,432,071	574,746	343,621	918,367
VETERAN AFFAIRS	0.0000	0.0000	0.0766	0.0766	99,152,247	59,279,824	158,432,071	7,595	4,541	12,136
MUSEUM OPERATING	0.0000	0.0000	0.3224	0.3224	99,152,247	59,279,824	158,432,071	31,967	19,112	51,078
QUALITY OF LIFE	0.0000	0.0000	0.4300	0.4300	99,152,247	59,279,824	158,432,071	42,635	25,490	68,126
TOTAL COUNTY	0.0000	0.0000	6.6256	6.6256	99,152,247	59,279,824	158,432,071	656,943	392,764	1,049,708
SCHOOL MILLAGE 61-190										
STATE EDUCATION	0.0000	0.0000	6.0000	6.0000	99,152,247	59,279,824	158,432,071	594,913	355,679	950,592
18 MILL NON HOMESTEAD	0.0000	0.0000	0.0000	18.0000	99,152,247	59,279,824	158,432,071	0	1,067,037	1,067,037
BOND/DEBT	0.0000	0.0000	0.0000	0.0000	99,152,247	59,279,824	158,432,071	0	0	0
LOCAL ENHANCEMENT	0.0000	0.0000	0.0000	0.0000	99,152,247	59,279,824	158,432,071	0	0	0
TOTAL SCHOOL	0.0000	0.0000	6.0000	24.0000	99,152,247	59,279,824	158,432,071	594,913	1,422,716	2,017,629
MUSKEGON INTERMEDIATE										
OPERATING	0.0000	0.0000	0.4675	0.4675	99,152,247	59,279,824	158,432,071	46,354	27,713	74,067
VOTED	0.0000	0.0000	2.3374	2.3374	99,152,247	59,279,824	158,432,071	231,758	138,561	370,319
TOTAL INTERMEDIATE	0.0000	0.0000	2.8049	2.8049	99,152,247	59,279,824	158,432,071	278,112	166,274	444,386
MUSK COMMUNITY COLLEGE										
VOTED	0.0000	0.0000	2.2417	2.2417	99,152,247	59,279,824	158,432,071	222,270	132,888	355,157
TOTAL COLLEGE	0.0000	0.0000	2.2417	2.2417	99,152,247	59,279,824	158,432,071	222,270	132,888	355,157
TOTALS	**0.0000**	**0.0000**	**26.7990**	**44.7990**	**99,152,247**	**59,279,824**	**158,432,071**	**2,657,181**	**2,655,677**	**5,312,858**

UNTY CERTIFIED TAX RATES OWNSHIP REETHS-PUFFER SCHOOLS 51000 OF TAXABLE VALUE)				MUSKEGON COUNTY 2000 TAX DOLLARS					
MMER ESTEAD	SUMMER NON-HOMESTEAD	WINTER HOMESTEAD	WINTER NON - HOMESTE	HOMESTEAD TAXABLE	NON-HOMESTEAD TAXABLE	TOTAL TAXABLE	HOMESTEAD DOLLARS	NON-HOMESTEAD DOLLARS	TOTAL DOLLARS
0000	0.0000	4.6268	4.6268	46,844,844	31,702,480	78,547,324	216,742	146,681	363,423
0000	0.0000	2.5000	2.5000	46,844,844	31,702,480	78,547,324	117,112	79,256	196,368
0000	0.0000	2.0000	2.0000	46,844,844	31,702,480	78,547,324	93,690	63,405	157,095
0000	0.0000	0.0000	0.0000	46,844,844	31,702,480	78,547,324	0	0	0
0000	0.0000	9.1268	9.1268	46,844,844	31,702,480	78,547,324	427,544	289,342	716,886
0000	0.0000	5.7966	5.7966	46,844,844	31,702,480	78,547,324	271,541	183,767	455,307
0000	0.0000	0.0766	0.0766	46,844,844	31,702,480	78,547,324	3,588	2,428	6,017
0000	0.0000	0.3224	0.3224	46,844,844	31,702,480	78,547,324	15,103	10,221	25,324
0000	0.0000	0.4300	0.4300	46,844,844	31,702,480	78,547,324	20,143	13,632	33,775
0000	0.0000	6.6256	6.6256	46,844,844	31,702,480	78,547,324	310,375	210,048	520,423
0000	0.0000	6.0000	6.0000	46,844,844	31,702,480	78,547,324	281,069	190,215	471,284
0000	0.0000	0.0000	18.0000	46,844,844	31,702,480	78,547,324	0	570,645	570,645
0000	0.0000	7.6200	7.6200	46,844,844	31,702,480	78,547,324	356,958	241,573	598,531
0000	0.0000	0.0000	0.0000	46,844,844	31,702,480	78,547,324	0	0	0
0000	0.0000	13.6200	31.6200	46,844,844	31,702,480	78,547,324	638,027	1,002,432	1,640,459
0000	0.0000	0.4675	0.4675	46,844,844	31,702,480	78,547,324	21,900	14,821	36,721
0000	0.0000	2.3374	2.3374	46,844,844	31,702,480	78,547,324	109,495	74,101	183,597
0000	0.0000	2.8049	2.8049	46,844,844	31,702,480	78,547,324	131,395	88922.28615	220,317
0000	0.0000	2.2417	2.2417	46,844,844	31,702,480	78,547,324	105,012	71,067	176,080
0000	0.0000	2.2417	2.2417	46,844,844	31,702,480	78,547,324	105,012	71,067	176,080
0000	0.0000	34.4190	52.4190	46,844,844	31,702,480	78,547,324	1,612,353	1,661,812	3,274,165

MUSKEGON COUNTY CERTIFIED TAX RATES CITY OF NORTH MUSKEGON NORTH MUSKEGON SCHOOLS (PER $1000 OF TAXABLE VALUE)					MUSKEGON COUNTY 2000 TAX DOLLARS					
	SUMMER HOMESTEAD	SUMMER NON-HOMESTEAD	WINTER HOMESTEAD	WINTER NON - HOMESTE	HOMESTEAD TAXABLE	NON-HOMESTEAD TAXABLE	TOTAL TAXABLE	HOMESTEAD DOLLARS	NON-HOMESTEAD DOLLARS	TOTAL DOLLARS
CITY MILLAGE										
ALLOCATED/CHARTER	0.0000	0.0000	9.0767	9.0767	80,209,772	22,543,230	102,753,002	728,040	204,618	932,658
VOTED	0.0000	0.0000	0.0000	0.0000	80,209,772	22,543,230	102,753,002	0	0	0
DEBT	0.0000	0.0000	1.5000	1.5000	80,209,772	22,543,230	102,753,002	120,315	33,815	154,130
PA 38 RUBBISH	0.0000	0.0000	2.5000	2.5000	80,209,772	22,543,230	102,753,002	200,524	56,358	256,883
TOTAL CITY	0.0000	0.0000	13.0767	13.0767	80,209,772	22,543,230	102,753,002	1,048,879	294,791	1,343,670
COUNTY MILLAGE										
OPERATING	0.0000	0.0000	5.7966	5.7966	80,209,772	22,543,230	102,753,002	464,944	130,674	595,618
VETERAN AFFAIRS	0.0000	0.0000	0.0766	0.0766	80,209,772	22,543,230	102,753,002	6,144	1,727	7,871
MUSEUM OPERATING	0.0000	0.0000	0.3224	0.3224	80,209,772	22,543,230	102,753,002	25,860	7,268	33,128
QUALITY OF LIFE	0.0000	0.0000	0.4300	0.4300	80,209,772	22,543,230	102,753,002	34,490	9,694	44,184
TOTAL COUNTY	0.0000	0.0000	6.6256	6.6256	80,209,772	22,543,230	102,753,002	531,438	149,362	680,800
SCHOOL MILLAGE 61-230										
STATE EDUCATION	0.0000	0.0000	6.0000	6.0000	80,209,772	22,543,230	102,753,002	481,259	135,259	616,518
18 MILL NON HOMESTEAD	0.0000	0.0000	0.0000	17.7327	80,209,772	22,543,230	102,753,002	0	399,752	399,752
BOND/DEBT	0.0000	0.0000	7.0000	7.0000	80,209,772	22,543,230	102,753,002	561,468	157,803	719,271
LOCAL ENHANCEMENT	0.0000	0.0000	0.0000	0.0000	80,209,772	22,543,230	102,753,002	0	0	0
TOTAL SCHOOL	0.0000	0.0000	13.0000	30.7327	80,209,772	22,543,230	102,753,002	1,042,727	692,814	1,735,541
MUSKEGON INTERMEDIATE										
OPERATING	0.0000	0.0000	0.4675	0.4675	80,209,772	22,543,230	102,753,002	37,498	10,539	48,037
VOTED	0.0000	0.0000	2.3374	2.3374	80,209,772	22,543,230	102,753,002	187,482	52,693	240,175
TOTAL INTERMEDIATE	0.0000	0.0000	2.8049	2.8049	80,209,772	22,543,230	102,753,002	224,980	63,232	288,212
MUSK COMMUNITY COLLEGE										
VOTED	0.0000	0.0000	2.2417	2.2417	80,209,772	22,543,230	102,753,002	179,806	50,535	230,341
TOTAL COLLEGE	0.0000	0.0000	2.2417	2.2417	80,209,772	22,543,230	102,753,002	179,806	50,535	230,341
TOTALS	**0.0000**	**0.0000**	**37.7489**	**55.4816**	**80,209,772**	**22,543,230**	**102,753,002**	**3,027,831**	**1,250,734**	**4,278,565**

MUSKEGON COUNTY CERTIFIED TAX RATES CITY OF NORTON SHORES GRAND HAVEN SCHOOLS (PER $1000 OF TAXABLE VALUE)					MUSKEGON COUNTY 2000 TAX DOLLARS					
	SUMMER HOMESTEAD	SUMMER NON-HOMESTEAD	WINTER HOMESTEAD	WINTER NON - HOMESTE	HOMESTEAD TAXABLE	NON-HOMESTEAD TAXABLE	TOTAL TAXABLE	HOMESTEAD DOLLARS	NON-HOMESTEAD DOLLARS	TOTAL DOLLARS
CITY MILLAGE										
ALLOCATED/CHARTER	7.8306	7.8306	0.0000	0.0000	8,097,841	34,115,056	42,212,897	63,411	267,141	330,552
VOTED	0.0000	0.0000	0.0000	0.0000	8,097,841	34,115,056	42,212,897	0	0	0
DEBT	0.3531	0.3531	0.0000	0.0000	8,097,841	34,115,056	42,212,897	2,859	12,046	14,905
AUTHORITIES	0.0000	0.0000	0.0000	0.0000	8,097,841	34,115,056	42,212,897	0	0	0
TOTAL CITY	8.1837	8.1837	0.0000	0.0000	8,097,841	34,115,056	42,212,897	66,270	279,187	345,458
COUNTY MILLAGE										
OPERATING	0.0000	0.0000	5.7966	5.7966	8,097,841	34,115,056	42,212,897	46,940	197,751	244,691
VETERAN AFFAIRS	0.0000	0.0000	0.0766	0.0766	8,097,841	34,115,056	42,212,897	620	2,613	3,234
MUSEUM OPERATING	0.0000	0.0000	0.3224	0.3224	8,097,841	34,115,056	42,212,897	2,611	10,999	13,609
QUALITY OF LIFE	0.0000	0.0000	0.4300	0.4300	8,097,841	34,115,056	42,212,897	3,482	14,669	18,152
TOTAL COUNTY	0.0000	0.0000	6.6256	6.6256	8,097,841	34,115,056	42,212,897	53,653	226,033	279,686
SCHOOL MILLAGE 70-010										
STATE EDUCATION	3.0000	3.0000	3.0000	3.0000	8,097,841	34,115,056	42,212,897	48,587	204,690	253,277
18 MILL NON HOMESTEAD	0.0000	9.0000	0.0000	9.0000	8,097,841	34,115,056	42,212,897	0	614,071	614,071
BOND/DEBT	1.5750	1.5750	1.5750	1.5750	8,097,841	34,115,056	42,212,897	25,508	107,462	132,971
LOCAL ENHANCEMENT	0.0000	0.0000	0.0000	0.0000	8,097,841	34,115,056	42,212,897	0	0	0
TOTAL SCHOOL	4.5750	13.5750	4.5750	13.5750	8,097,841	34,115,056	42,212,897	74,095	926,224	1,000,319
OTTAWA INTERMEDIATE										
OPERATING	0.0000	0.0000	0.1087	0.1087	8,097,841	34,115,056	42,212,897	880	3,708	4,589
VOTED	0.0000	0.0000	4.1912	4.1912	8,097,841	34,115,056	42,212,897	33,940	142,983	176,923
TOTAL INTERMEDIATE	0.0000	0.0000	4.2999	4.2999	8,097,841	34,115,056	42,212,897	34,820	146,691	181,511
MUSK COMMUNITY COLLEGE										
VOTED	0.0000	0.0000	2.2417	2.2417	8,097,841	34,115,056	42,212,897	18,153	76,476	94,629
TOTAL COLLEGE	0.0000	0.0000	2.2417	2.2417	8,097,841	34,115,056	42,212,897	18,153	76,476	94,629
TOTALS	**12.7587**	**21.7587**	**17.7422**	**26.7422**	**8,097,841**	**34,115,056**	**42,212,897**	**246,991**	**1,654,611**	**1,901,602**

MUSKEGON COUNTY CERTIFIED TAX RATES CITY OF NORTON SHORES MONA SHORES SCHOOLS (PER $1000 OF TAXABLE VALUE)					MUSKEGON COUNTY 2000 TAX DOLLARS					
	SUMMER HOMESTEAD	SUMMER NON-HOMESTEAD	WINTER HOMESTEAD	WINTER NON - HOMESTE	HOMESTEAD TAXABLE	NON-HOMESTEAD TAXABLE	TOTAL TAXABLE	HOMESTEAD DOLLARS	NON-HOMESTEAD DOLLARS	TOTAL DOLLARS
CITY MILLAGE										
ALLOCATED/CHARTER	7.8306	7.8306	0.0000	0.0000	356,608,255	146,677,884	503,286,139	2,792,457	1,148,576	3,941,032
VOTED	0.0000	0.0000	0.0000	0.0000	356,608,255	146,677,884	503,286,139	0	0	0
DEBT	0.3531	0.3531	0.0000	0.0000	356,608,255	146,677,884	503,286,139	125,918	51,792	177,710
AUTHORITIES	0.0000	0.0000	0.0000	0.0000	356,608,255	146,677,884	503,286,139	0	0	0
TOTAL CITY	8.1837	8.1837	0.0000	0.0000	356,608,255	146,677,884	503,286,139	2,918,375	1,200,368	4,118,743
COUNTY MILLAGE										
OPERATING	0.0000	0.0000	5.7966	5.7966	356,608,255	146,677,884	503,286,139	2,067,115	850,233	2,917,348
VETERAN AFFAIRS	0.0000	0.0000	0.0766	0.0766	356,608,255	146,677,884	503,286,139	27,316	11,236	38,552
MUSEUM OPERATING	0.0000	0.0000	0.3224	0.3224	356,608,255	146,677,884	503,286,139	114,971	47,289	162,259
QUALITY OF LIFE	0.0000	0.0000	0.4300	0.4300	356,608,255	146,677,884	503,286,139	153,342	63,071	216,413
TOTAL COUNTY	0.0000	0.0000	6.6256	6.6256	356,608,255	146,677,884	503,286,139	2,362,744	971,829	3,334,573
SCHOOL MILLAGE 61-060										
STATE EDUCATION	3.0000	3.0000	3.0000	3.0000	356,608,255	146,677,884	503,286,139	2,139,650	880,067	3,019,717
18 MILL NON HOMESTEAD	0.0000	9.0000	0.0000	9.0000	356,608,255	146,677,884	503,286,139	0	2,640,202	2,640,202
BOND/DEBT	2.7000	2.7000	2.7000	2.7000	356,608,255	146,677,884	503,286,139	1,925,685	792,061	2,717,745
LOCAL ENHANCEMENT	0.0000	0.0000	0.0000	0.0000	356,608,255	146,677,884	503,286,139	0	0	0
TOTAL SCHOOL	5.7000	14.7000	5.7000	14.7000	356,608,255	146,677,884	503,286,139	4,065,334	4,312,330	8,377,664
MUSKEGON INTERMEDIATE										
OPERATING	0.23375	0.23375	0.23375	0.23375	356,608,255	146,677,884	503,286,139	166,714	68,572	235,286
VOTED	1.16870	1.16870	1.16870	1.16870	356,608,255	146,677,884	503,286,139	833,536	342,845	1,176,381
TOTAL INTERMEDIATE	1.40245	1.40245	1.40245	1.40245	356,608,255	146,677,884	503,286,139	1,000,250	411,417	1,411,667
MUSK COMMUNITY COLLEGE										
VOTED	0.0000	0.0000	2.2417	2.2417	356,608,255	146,677,884	503,286,139	799,409	328,808	1,128,217
TOTAL COLLEGE	0.0000	0.0000	2.2417	2.2417	356,608,255	146,677,884	503,286,139	799,409	328,808	1,128,217
TOTALS	**15.28615**	**24.28615**	**15.96975**	**24.96975**	**356,608,255**	**146,677,884**	**503,286,139**	**11,146,112**	**7,224,751**	**18,370,863**

MUSKEGON COUNTY CERTIFIED TAX RATES CITY OF NORTON SHORES MUSKEGON SCHOOLS (PER $1000 OF TAXABLE VALUE)					MUSKEGON COUNTY 2000 TAX DOLLARS					
	SUMMER HOMESTEAD	SUMMER NON-HOMESTEAD	WINTER HOMESTEAD	WINTER NON - HOMESTE	HOMESTEAD TAXABLE	NON-HOMESTEAD TAXABLE	TOTAL TAXABLE	HOMESTEAD DOLLARS	NON-HOMESTEAD DOLLARS	TOTAL DOLLARS
CITY MILLAGE										
ALLOCATED/CHARTER	7.8306	7.8306	0.0000	0.0000	6,055,914	14,078,893	20,134,807	47,421	110,246	157,668
VOTED	0.0000	0.0000	0.0000	0.0000	6,055,914	14,078,893	20,134,807	0	0	0
DEBT	0.3531	0.3531	0.0000	0.0000	6,055,914	14,078,893	20,134,807	2,138	4,971	7,110
AUTHORITIES	0.0000	0.0000	0.0000	0.0000	6,055,914	14,078,893	20,134,807	0	0	0
TOTAL CITY	8.1837	8.1837	0.0000	0.0000	6,055,914	14,078,893	20,134,807	49,560	115,217	164,777
COUNTY MILLAGE										
OPERATING	0.0000	0.0000	5.7966	5.7966	6,055,914	14,078,893	20,134,807	35,104	81,610	116,713
VETERAN AFFAIRS	0.0000	0.0000	0.0766	0.0766	6,055,914	14,078,893	20,134,807	464	1,078	1,542
MUSEUM OPERATING	0.0000	0.0000	0.3224	0.3224	6,055,914	14,078,893	20,134,807	1,952	4,539	6,491
QUALITY OF LIFE	0.0000	0.0000	0.4300	0.4300	6,055,914	14,078,893	20,134,807	2,604	6,054	8,658
TOTAL COUNTY	0.0000	0.0000	6.6256	6.6256	6,055,914	14,078,893	20,134,807	40,124	93,281	133,405
SCHOOL MILLAGE 61-010										
STATE EDUCATION	3.0000	3.0000	3.0000	3.0000	6,055,914	14,078,893	20,134,807	36,335	84,473	120,809
18 MILL NON HOMESTEAD	0.0000	0.0000	0.0000	18.0000	6,055,914	14,078,893	20,134,807	0	253,420	253,420
BOND/DEBT	0.0000	0.0000	7.0000	7.0000	6,055,914	14,078,893	20,134,807	42,391	98,552	140,944
LOCAL ENHANCEMENT/LIBRARY	0.0000	0.0000	0.9947	0.9947	6,055,914	14,078,893	20,134,807	6,024	14,004	20,028
TOTAL SCHOOL	3.0000	3.0000	10.9947	28.9947	6,055,914	14,078,893	20,134,807	84,751	450,450	535,201
MUSKEGON INTERMEDIATE										
OPERATING	0.0000	0.0000	0.46750	0.46750	6,055,914	14,078,893	20,134,807	2,831	6,582	9,413
VOTED	0.0000	0.0000	2.3374	2.3374	6,055,914	14,078,893	20,134,807	14,155	32,908	47,063
TOTAL INTERMEDIATE	0.0000	0.0000	2.8049	2.8049	6,055,914	14,078,893	20,134,807	16,986	39,490	56,476
MUSK COMMUNITY COLLEGE										
VOTED	0.0000	0.0000	2.2417	2.2417	6,055,914	14,078,893	20,134,807	13,576	31,561	45,136
TOTAL COLLEGE	0.0000	0.0000	2.2417	2.2417	6,055,914	14,078,893	20,134,807	13,576	31,561	45,136
TOTALS	**11.1837**	**11.1837**	**22.6669**	**40.6669**	**6,055,914**	**14,078,893**	**20,134,807**	**204,996**	**729,999**	**934,995**

MUSKEGON COUNTY CERTIFIED TAX RATES CITY OF ROOSEVELT PARK MONA SHORES SCHOOLS (PER $1000 OF TAXABLE VALUE)					MUSKEGON COUNTY 2000 TAX DOLLARS					
	SUMMER HOMESTEAD	SUMMER NON-HOMESTEAD	WINTER HOMESTEAD	WINTER NON - HOMESTE	HOMESTEAD TAXABLE	NON-HOMESTEAD TAXABLE	TOTAL TAXABLE	HOMESTEAD DOLLARS	NON-HOMESTEAD DOLLARS	TOTAL DOLLARS
CITY MILLAGE										
ALLOCATED/CHARTER	0.0000	0.0000	11.6000	11.6000	45,145,124	41,047,907	86,193,031	523,683	476,156	999,839
VOTED	0.0000	0.0000	0.0000	0.0000	45,145,124	41,047,907	86,193,031	0	0	0
DEBT	0.0000	0.0000	0.0000	0.0000	45,145,124	41,047,907	86,193,031	0	0	0
AUTHORITIES	0.0000	0.0000	0.0000	0.0000	45,145,124	41,047,907	86,193,031	0	0	0
TOTAL CITY	0.0000	0.0000	11.6000	11.6000	45,145,124	41,047,907	86,193,031	523,683	476,156	999,839
COUNTY MILLAGE										
OPERATING	0.0000	0.0000	5.7966	5.7966	45,145,124	41,047,907	86,193,031	261,688	237,938	499,627
VETERAN AFFAIRS	0.0000	0.0000	0.0766	0.0766	45,145,124	41,047,907	86,193,031	3,458	3,144	6,602
MUSEUM OPERATING	0.0000	0.0000	0.3224	0.3224	45,145,124	41,047,907	86,193,031	14,555	13,234	27,789
QUALITY OF LIFE	0.0000	0.0000	0.4300	0.4300	45,145,124	41,047,907	86,193,031	19,412	17,651	37,063
TOTAL COUNTY	0.0000	0.0000	6.6256	6.6256	45,145,124	41,047,907	86,193,031	299,114	271,967	571,081
SCHOOL MILLAGE 61-060										
STATE EDUCATION	3.0000	3.0000	3.0000	3.0000	45,145,124	41,047,907	86,193,031	270,871	246,287	517,158
18 MILL NON HOMESTEAD	0.0000	9.0000	0.0000	9.0000	45,145,124	41,047,907	86,193,031	0	738,862	738,862
BOND/DEBT	2.7000	2.7000	2.7000	2.7000	45,145,124	41,047,907	86,193,031	243,784	221,659	465,442
LOCAL ENHANCEMENT	0.0000	0.0000	0.0000	0.0000	45,145,124	41,047,907	86,193,031	0	0	0
TOTAL SCHOOL	5.7000	14.7000	5.7000	14.7000	45,145,124	41,047,907	86,193,031	514,654	1,206,808	1,721,463
MUSKEGON INTERMEDIATE										
OPERATING	0.23375	0.23375	0.23375	0.23375	45,145,124	41,047,907	86,193,031	21,105	19,190	40,295
VOTED	1.1687	1.1687	1.1687	1.1687	45,145,124	41,047,907	86,193,031	105,522	95,945	201,468
TOTAL INTERMEDIATE	1.4025	1.4025	1.40245	1.40245	45,145,124	41,047,907	86,193,031	126,628	115,135	241,763
MUSK COMMUNITY COLLEGE										
VOTED	0.0000	0.0000	2.2417	2.2417	45,145,124	41,047,907	86,193,031	101,202	92,017	193,219
TOTAL COLLEGE	0.0000	0.0000	2.2417	2.2417	45,145,124	41,047,907	86,193,031	101,202	92,017	193,219
TOTALS	**7.10245**	**16.10245**	**27.56975**	**36.56975**	**45,145,124**	**41,047,907**	**86,193,031**	**1,565,281**	**2,162,084**	**3,727,364**

MUSKEGON COUNTY CERTIFIED TAX RATES CITY OF WHITEHALL WHITEHALL SCHOOLS (PER $1000 OF TAXABLE VALUE)					MUSKEGON COUNTY 2000 TAX DOLLARS					
	SUMMER HOMESTEAD	SUMMER NON-HOMESTEA	WINTER HOMESTEAD	WINTER NON - HOMESTE	HOMESTEAD TAXABLE	NON-HOMESTEAD TAXABLE	TOTAL TAXABLE	HOMESTEAD DOLLARS	NON-HOMESTEAD DOLLARS	TOTAL DOLLARS
CITY MILLAGE										
ALLOCATED/CHARTER	13.2190	13.2190	0.0000	0.0000	28,580,753	59,004,632	87,585,385	377,809	779,982	1,157,791
VOTED	0.0000	0.0000	0.0000	0.0000	28,580,753	59,004,632	87,585,385	0	0	0
DEBT	0.0000	0.0000	0.0000	0.0000	28,580,753	59,004,632	87,585,385	0	0	0
WHITELAKE FIRE AUTHORITY	0.0000	0.0000	1.4803	1.4803	28,580,753	59,004,632	87,585,385	42,308	87,345	129,653
TOTAL CITY	13.2190	13.2190	1.4803	1.4803	28,580,753	59,004,632	87,585,385	420,117	867,327	1,287,444
COUNTY MILLAGE										
OPERATING	0.0000	0.0000	5.7966	5.7966	28,580,753	59,004,632	87,585,385	165,671	342,026	507,697
VETERAN AFFAIRS	0.0000	0.0000	0.0766	0.0766	28,580,753	59,004,632	87,585,385	2,189	4,520	6,709
MUSEUM OPERATING	0.0000	0.0000	0.3224	0.3224	28,580,753	59,004,632	87,585,385	9,214	19,023	28,238
QUALITY OF LIFE	0.0000	0.0000	0.4300	0.4300	28,580,753	59,004,632	87,585,385	12,290	25,372	37,662
TOTAL COUNTY	0.0000	0.0000	6.6256	6.6256	28,580,753	59,004,632	87,585,385	189,365	390,941	580,306
SCHOOL MILLAGE 61-240										
STATE EDUCATION	3.0000	3.0000	3.0000	3.0000	28,580,753	59,004,632	87,585,385	171,485	354,028	525,512
18 MILL NON HOMESTEAD	0.0000	0.0000	0.0000	17.8813	28,580,753	59,004,632	87,585,385	0	1,055,080	1,055,080
BOND/DEBT	0.0000	0.0000	2.9000	2.9000	28,580,753	59,004,632	87,585,385	82,884	171,113	253,998
WHITE LAKE COMMUNITY LIBRA	0.0000	0.0000	1.1637	1.1637	28,580,753	59,004,632	87,585,385	33,259	68,664	101,923
TOTAL SCHOOL	3.0000	3.0000	7.0637	24.9450	28,580,753	59,004,632	87,585,385	287,628	1,648,884	1,936,513
MUSKEGON INTERMEDIATE										
OPERATING	0.0000	0.0000	0.4675	0.4675	28,580,753	59,004,632	87,585,385	13,362	27,585	40,946
VOTED	0.0000	0.0000	2.3374	2.3374	28,580,753	59,004,632	87,585,385	66,805	137,917	204,722
TOTAL INTERMEDIATE	0.0000	0.0000	2.8049	2.8049	28,580,753	59,004,632	87,585,385	80,166	165,502	245,668
MUSK COMMUNITY COLLEGE										
VOTED	0.0000	0.0000	2.2417	2.2417	28,580,753	59,004,632	87,585,385	64,069	132,271	196,340
TOTAL COLLEGE	0.0000	0.0000	2.2417	2.2417	28,580,753	59,004,632	87,585,385	64,069	132,271	196,340
TOTALS	**16.2190**	**16.2190**	**20.2162**	**38.0975**	**28,580,753**	**59,004,632**	**87,585,385**	**1,041,345**	**3,204,925**	**4,246,271**

2000 TOWNSHIP/CITY TAX DOLLARS/MUSKEGON COMMUNITY COLLEGE

TOWNSHIP/CITY/VILLAGE AUTHORITIES/COUNTY	TOTAL TAXABLE	ALLOCATED DOLLARS	VOTED	DEBT	AUTHORITIES AND DISTRICTS	TOTAL
BLUE LAKE TOWNSHIP	39,700,347	39,768	131,615	0	0	171,382
CASNOVIA TOWNSHIP	43,504,797	49,696	41,638	0	0	91,334
CEDAR CREEK TOWNSHIP	41,839,735	42,267	0	0	0	42,267
DALTON TOWNSHIP	122,360,394	135,196	378,754	0	0	513,950
EGELSTON TOWNSHIP	112,470,600	139,171	386,449	0	0	525,620
FRUITLAND TOWNSHIP	147,041,170	143,071	0	0	0	143,071
FRUITPORT TOWNSHIP **	232,294,151	250,552	339,382	0	105,699	695,633
HOLTON TOWNSHIP	31,866,383	36,528	80,434	0	0	116,962
LAKETON TOWNSHIP	138,114,565	138,736	0	82,869	0	221,605
MONTAGUE TOWNSHIP	32,518,996	39660	0	0	0	39,660
MOORLAND TOWNSHIP	23,252,857	28,201	55,670	0	0	83,871
MUSKEGON CHARTER TOWNSHIP	238,322,311	1,102,670	595,806	476,645	0	2,175,120
RAVENNA TOWNSHIP	52,326,864	64,148	104,654	0	0	168,801
SULLIVAN TOWNSHIP	39,489,739	43289	0	0	0	43,289
WHITEHALL TOWNSHIP	37,350,732	42,901	0	0	0	42,901
WHITE RIVER TOWNSHIP	49,131,663	46,483	0	0	0	46,483
CITY OF MONTAGUE	53,676,500	963,311	0	0	0	963,311
CITY OF MUSKEGON	582,165,998	5,821,660	0	50,008	0	5,871,668
CITY OF MUSKEGON HEIGHTS	109,794,014	1,740,235	0	0	0	1,740,235
CITY OF NORTH MUSKEGON	102,753,002	1,189,541	0	154,130	0	1,343,670
CITY OF NORTON SHORES	565,633,843	4,429,252	0	199,725	0	4,628,978
CITY OF ROOSEVELT PARK	86,193,031	999,839	0	0	0	999,839
CITY OF WHITEHALL	87,585,385	1,157,791	0	0	0	1,157,791
VILLAGE OF CASNOVIA	2,303,678	19,581	0	0	0	19,581
VILLAGE OF FRUITPORT	20,896,978	159,530	0	0	0	159,530
VILLAGE OF LAKEWOOD CLUB	9,791,817	86,548	0	0	0	86,548
VILLAGE OF RAVENNA	19,574,899	162,010	0	0	0	162,010
WHITELAKE FIRE AUTHORITY	271,977,287	0	0	0	402,608	402,608
WHITE LAKE LIBRARY DISTRICT ***	279,297,388	0	0	0	325,018	325,018
TOTAL TOWNSHIP	**1,381,585,304**	**2,342,337**	**2,114,401**	**559,513**	**105,699**	**5,121,950**
TOTAL CITIES	**1,587,801,773**	**16,301,629**	**0**	**403,863**	**0**	**16,705,492**
TOTAL VILLAGES	**52,567,372**	**427,668**	**0**	**0**	**0**	**427,668**
TOTAL MCC	**2,969,387,077**	**0**	**6,656,475**	**0**	**0**	**6,656,475**
TOTAL AUTHORITIES/DISTRICTS	**551,274,675**	**0**	**0**	**0**	**727,626**	**727,626**
TOTAL TAXABLE AND DOLLARS	**2,969,387,077**	**19,071,634**	**8,770,876**	**963,376**	**833,325**	**29,639,212**

** INCLUDES SPECIAL ASSESSMENT FOR LIGHTS IN TOWNSHIP ONLY

*** INCLUDES VOTED AND DEBT

MUSKEGON COUNTY EQUALIZATION DEPARTMENT

2000 MUSKEGON COUNTY TAX DOLLARS

UNIT OF GOVERNMENT	ALLOCATED DOLLARS	VETERANS	MUSEUM	QUALITY OF LIFE	TOTAL
BLUE LAKE TOWNSHIP	230,127	3,041	12,799	17,071	263,039
CASNOVIA TOWNSHIP	252,180	3,332	14,026	18,707	288,245
CEDAR CREEK TOWNSHIP	242,528	3,205	13,489	17,991	277,213
DALTON TOWNSHIP	709,274	9,373	39,449	52,615	810,711
EGELSTON TOWNSHIP	651,947	8,615	36,261	48,362	745,185
FRUITLAND TOWNSHIP	852,339	11,263	47,406	63,228	974,236
FRUITPORT TOWNSHIP	1,346,516	17,794	74,892	99,886	1,539,088
HOLTON TOWNSHIP	184,717	2,441	10,274	13,703	211,134
LAKETON TOWNSHIP	800,595	10,580	44,528	59,389	915,092
MONTAGUE TOWNSHIP	188,500	2,491	10,484	13,983	215,458
MOORLAND TOWNSHIP	134,788	1,781	7,497	9,999	154,064
MUSKEGON CHARTER TOWNS	1,381,459	18,255	76,835	102,479	1,579,028
RAVENNA TOWNSHIP	303,318	4,008	16,870	22,501	346,697
SULLIVAN TOWNSHIP	228,906	3,025	12,731	16,981	261,643
WHITEHALL TOWNSHIP	216,507	2,861	12,042	16,061	247,471
WHITE RIVER TOWNSHIP	284,797	3,763	15,840	21,127	325,527
CITY OF MONTAGUE	311,141	4,112	17,305	23,081	355,639
CITY OF MUSKEGON	3,374,583	44,594	187,690	250,331	3,857,199
CITY OF MUSKEGON HEIGHTS	636,432	8,410	35,398	47,211	727,451
CITY OF NORTH MUSKEGON	595,618	7,871	33,128	44,184	680,800
CITY OF NORTON SHORES	3,278,753	43,328	182,360	243,223	3,747,664
CITY OF ROOSEVELT PARK	499,627	6,602	27,789	37,063	571,081
CITY OF WHITEHALL	507,697	6,709	28,238	37,662	580,306
TOTAL TOWNSHIP	**8,008,497**	**105,829**	**445,423**	**594,082**	**9,153,832**
TOTAL CITIES	**9,203,852**	**121,626**	**511,907**	**682,755**	**10,520,139**
TOTAL COUNTY DOLLARS	**17,212,349**	**227,455**	**957,330**	**1,276,836**	**19,673,971**

MUSKEGON COUNTY EQUALIZATION DEPARTMENT

2000 SCHOOL TAX DOLLARS

SCHOOL DISTRICT INTERMEDIATE SCHOOL DISTRICT	HOMESTEAD TAXABLE	NON-HOMESTEAD TAXABLE	TOTAL TAXABLE	HOMESTEAD DOLLARS	NON-HOMESTEAD DOLLARS	TOTAL DOLLARS
61-080 FRUITPORT *	179,796,765	63,024,323	242,821,088	1,690,090	1,726,866	3,416,956
61-120 HOLTON*	59,325,456	23,302,385	82,627,841	785,469	727,967	1,513,436
61-060 MONA SHORES	402,697,216	195,866,751	598,563,967	4,590,748	5,758,482	10,349,231
61-180 MONTAGUE*	72,960,828	63,037,798	135,998,626	948,491	1,928,912	2,877,403
61-010 MUSKEGON	184,105,462	294,858,082	478,963,544	2,576,501	9,433,896	12,010,397
61-020 MUSKEGON HTS	30,552,095	75,278,008	105,830,103	565,214	2,747,647	3,312,861
61-230 NORTH MUSKEGON	80,209,772	22,543,230	102,753,002	1,042,727	692,814	1,735,541
61-065 OAKRIDGE*	70,690,215	42,466,582	113,156,797	918973	1,304,344	2,223,317
61-190 ORCHARD VIEW	100,557,877	123,344,979	223,902,856	603,347	2,960,279	3,563,627
61-210 RAVENNA*	70,763,830	21,755,278	92,519,108	919,930	667,574	1,587,504
61-220 REETHS-PUFFER	269,233,960	148,142,646	417,376,606	3,666,967	4,684,270	8,351,237
61-240 WHITEHALL	153,477,245	125,820,143	279,297,388	1,365,947	3,369,627	4,735,574
MUSKEGON SCHOOLS	**1,674,370,721**	**1,199,440,205**	**2,873,810,926**	**19,674,403**	**36,002,680**	**55,677,083**
MUSKEGON INTERMEDIATE	**1,674,370,721**	**1,199,440,205**	**2,873,810,926**	**4,696,442**	**3,364,310**	**8,060,752**
COOPERSVILLE	7,234,286	779,293	8,013,579	102,365	25,054	127,419
GRAND HAVEN	8,097,841	34,115,056	42,212,897	74,095	926,224	1,000,319
OTTAWA SCHOOLS	**15,332,127**	**34,894,349**	**50,226,476**	**176,460**	**951,278**	**1,127,738**
OTTAWA INTERMEDIATE	**15,332,127**	**34,894,349**	**50,226,476**	**65,927**	**150,042**	**215,969**
62-040 FREMONT	2,373,298	582,630	2,955,928	30,853	18,062	48,914
62-050 GRANT	17,274,201	4,446,253	21,720,454	232,511	139,879	372,390
NEWAGO SCHOOLS	**19,647,499**	**5,028,883**	**24,676,382**	**263,364**	**157,941**	**421,304**
NEWAGO INTERMEDIATE	**19,647,499**	**5,028,883**	**24,676,382**	**116,969**	**29,939**	**146,908**
41-150 KENT CITY	17,481,408	3,191,885	20,673,293	244,593	100,361	344,954
KENT SCHOOLS	**17,481,408**	**3,191,885**	**20,673,293**	**244,593**	**100,361**	**344,954**
KENT INTERMEDIATE	**17,481,408**	**3,191,885**	**20,673,293**	**67,181**	**12,266**	**79,447**
TOTAL SCHOOL DOLLARS	1,726,831,755	1,242,555,322	2,969,387,077	20,358,820	37,212,260	57,571,080
TOTAL IMMEDIATE DOLLARS	1,726,831,755	1,242,555,322	2,969,387,077	4,946,520	3,556,557	8,503,077
TOTAL SCHOOL DOLLARS	1,726,831,755	1,242,555,322	2,969,387,077	25,305,339	40,768,817	66,074,157

* Receive monies from other counties.

MUSKEGON COUNTY EQUALIZATION DEPARTMENT

2000 TOTAL TAXABLE AND DOLLARS

TOWNSHIP/CITY/VILLAGE	TOTAL TAXABLE	TOTAL INCLUDES ALL MONIES LEVIED
BLUE LAKE TOWNSHIP	39,700,347	1,279,857
CASNOVIA TOWNSHIP	43,504,797	1,421,434
CEDAR CREEK TOWNSHIP	41,839,735	1,288,720
DALTON TOWNSHIP	122,360,394	4,110,314
EGELSTON TOWNSHIP	112,470,600	4,047,992
FRUITLAND TOWNSHIP	147,041,170	4,586,879
FRUITPORT TOWNSHIP	232,294,151	6,783,385
HOLTON TOWNSHIP	31,866,383	1,078,120
LAKETON TOWNSHIP	138,114,565	4,051,433
MONTAGUE TOWNSHIP	32,518,996	1,041,292
MOORLAND TOWNSHIP	23,252,857	758,477
MUSKEGON CHARTER TOWNSHIP	238,322,311	8,656,654
RAVENNA TOWNSHIP	52,326,864	1,700,225
SULLIVAN TOWNSHIP	39,489,739	1,066,316
WHITEHALL TOWNSHIP	37,350,732	1,206,805
WHITE RIVER TOWNSHIP	49,131,663	1,668,608
CITY OF MONTAGUE	53,676,500	2,785,027
CITY OF MUSKEGON	582,165,998	27,517,299
CITY OF MUSKEGON HEIGHTS	109,794,014	6,451,173
CITY OF NORTH MUSKEGON	102,753,002	4,278,565
CITY OF NORTON SHORES	565,633,843	21,207,461
CITY OF ROOSEVELT PARK	86,193,031	3,727,364
CITY OF WHITEHALL	87,585,385	4,246,271
VILLAGE OF CASNOVIA	2,303,678	19,581
VILLAGE OF FRUITPORT	20,896,978	159,530
VILLAGE OF LAKEWOOD CLUB	9,791,817	86,548
VILLAGE OF RAVENNA	19,574,899	162,010
TOTAL TOWNSHIP	**1,381,585,304**	**44,746,512**
TOTAL CITIES	**1,587,801,773**	**70,213,160**
TOTAL VILLAGES	**52,567,372**	**427,668**
TOTAL DOLLARS	**2,969,387,077**	**115,387,341**

MUSKEGON COUNTY EQUALIZATION DEPARTMENT

YEAR ENDED DECEMBER 31	CITIES AND VILLAGES	INTERMEDIATE AND SPECIAL EDUCATION SCHOOL DISTRICTS	COUNTY VETERANS QUALITY OF LIFE MUSEUM	TOWNSHIPS COMMUNITY COLLEGE	AUTHORTIES AND DISTRICTS	TOTAL
1991	7.08	42.17	6.49	4.10		59.84
1992	6.91	42.95	6.49	4.17		60.52
1993	5.98	42.10	6.15	3.98		58.21
1994	6.04	19.39	6.22	3.80		35.45
1995	5.98	23.13	6.35	3.98		39.44
1996	6.21	22.27	6.71	5.40		40.59
1997	5.68	21.86	6.71	4.24		38.49
1998	5.85	21.77	6.71	4.12	0.03	38.46
2000	5.77	22.25	6.63	3.97	0.25	38.61

YEAR ENDED DECEMBER 31	CITIES AND VILLAGES	INTERMEDIATE AND SPECIAL EDUCATION SCHOOL DISTRICTS	COUNTY VETERANS QUALITY OF LIFE MUSEUM	TOWNSHIPS COMMUNITY COLLEGE	AUTHORTIES AND DISTRICTS	TOTAL
1991	13,039,360	77,632,643	11,952,124	7,544,001		110,168,128
1992	12,981,997	80,790,634	12,210,760	7,847,271		113,830,662
1993	12,427,921	87,446,565	12,768,974	8,254,704		120,898,164
1994	12,966,934	41,601,695	13,344,669	8,150,961		76,064,259
1995	13,356,953	49,446,025	14,196,240	8,896,856		85,896,074
1996	14,714,175	52,732,928	15,900,758	9,163,942		92,511,803
1997	14,321,069	55,162,528	16,941,551	10,705,610		97,130,758
1998	15,448,664	57,455,871	17,719,932	10,878,824	295,631	101,503,291
2000	17,133,161	66,074,157	19,673,971	11,778,425	727,626	115,387,341

(source: Apportionment Report)

NOTE: In 1994 the State of Michigan cut property taxes by approximately 40%.