


**1987**  
**APPORTIONMENT REPORT**  
*Muskegon County, Michigan*



*prepared by*  
**BUREAU OF EQUALIZATION**

LEE STOLTZFUS, DIRECTOR

*Under the direction of the MUSKEGON COUNTY BOARD OF COMMISSIONERS*

October 27, 1987

TO: Muskegon County Board of Commissioners  
RE: 1987 Muskegon County Apportionment Report

GENTLEMEN:


I am submitting for your examination and review of Muskegon County 1987 Apportionment Report of property taxes.

All of the certificates, statements, papers and records on file with the Muskegon County Clerk showing the monies to be raised in the various townships and cities of this county for the year 1987 have been examined and have been found to be property certified. All valuation figures reflect the status on May 26, 1987 (1987 Final State Equalization) and are subject to change by Michigan Tax Tribunal and December Board of Review actions.

This year's report also indicates the mills levied as a summer collection and the remaining mills to be levied as a winter levy.

I am hereby recommending the adoption of this report as submitted.

Respectfully submitted,



Lee Stoltzfus  
Equalization Director

LS:pr

1987 APPORTIONMENT REPORT  
MUSKEGON COUNTY, MICHIGAN

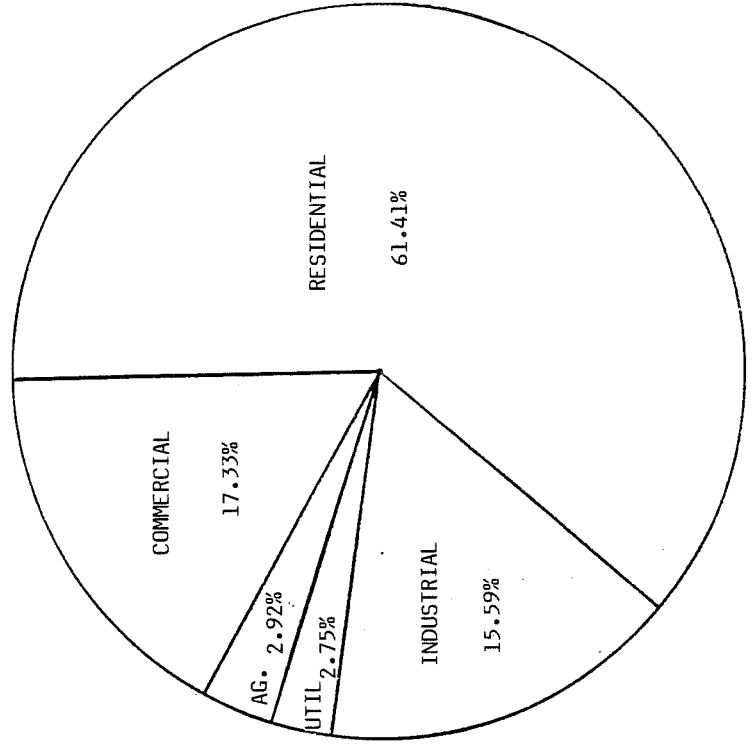
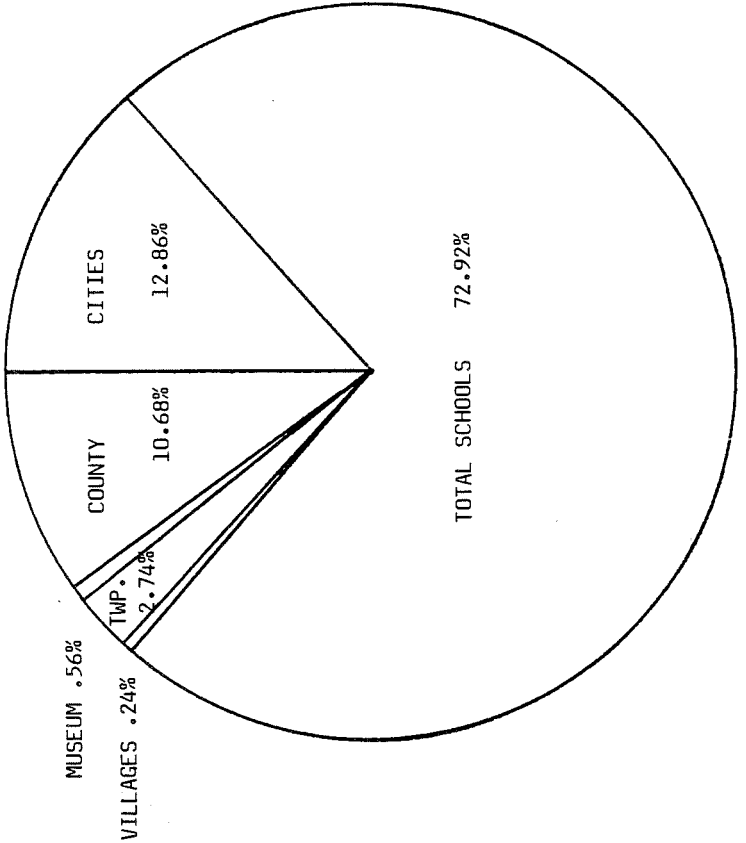
THE TOTAL INDICATED LEVY FOR 1987  
AD VALOREM PROPERTY TAXES IS COM-  
PARED TO THE 1986 LEVY AS FOLLOWS:

	1986 LEVY	1987 LEVY
COUNTY	8,377,107	8,742,364
MUSEUM	439,123	458,234
TOWNSHIPS	2,099,460	2,239,178
CITIES	10,329,955	10,525,946
VILLAGES	188,694	195,874
SCHOOLS	<u>56,670,478</u>	<u>59,694,018</u>
TOTALS	78,104,817	81,855,614

AVERAGE MILLAGE RATE PER \$1000

57.88

57.81



1987 MUSKOGEE COUNTY  
 CERTIFIED TAX RATES  
 (PER \$1000 OF STATE EQUALIZED VALUE)

STATE CODE	PUBLIC SCHOOL NAME BY ASSESSING UNIT	STATE EQUALIZED VALUE	K12 SCHOOLS				INTERMEDIATE SCHOOLS				TWP/CITIES/VILLAGES				COUNTY	
			ALLOC	VOTED	OPER	DEBT	COLLEGE	ALLOC	VOTED	OPER	DEBT	ALLOC	OPER	MUSEUM OPER	TOTAL MILLS	WHEN BILLED
61-120	BLUE LAKE TWP Holton-02 Holton-02 TOTALS	\$11,083,233  \$6,646,477	0.0000 6.9762 6.9762	0.0000 23.4201 23.4201	0.0000 7.5400 7.5400	0.0000 0.4000 0.4000	0.0000 2.3914 2.3914	0.0000 0.4983 0.4983	0.0000 2.4915 2.4915	0.0000 0.0000 0.0000	0.0000 1.0529 1.0529	0.0000 2.8349 2.8349	0.0000 0.3240 0.3240	0.0000 6.1814 6.1814	0.0000 53.7107 53.7107	Summer Winter TOTALS
61-240	Whitehall-05 Whitehall-05 TOTALS	\$4,436,756	3.5000 3.5000 7.0000	14.6750 14.6750 29.3500	0.4000 0.4000 0.8000	0.0000 2.3914 2.3914	0.2500 0.2483 0.4983	1.2500 1.2415 2.4915	0.0000 0.0000 0.0000	0.0000 1.0529 1.0529	0.0000 2.8349 2.8349	0.0000 0.3240 0.3240	0.0000 6.1814 6.1814	0.0000 20.0750 32.8494	0.0000 52.9244 TOTALS	Summer Winter TOTALS
62-050	CASHOVIA TWP Grant-07 Grant-07 TOTALS	\$23,216,520  \$11,159,620	0.0000 7.9704 7.9704	0.0000 21.0000 21.0000	0.0000 3.5164 3.5164	0.0000 0.1494 0.1494	0.0000 4.9806 4.9806	0.0000 0.0000 0.0000	0.0000 1.3000 1.3000	0.0000 0.0000 0.0000	0.0000 0.0000 0.0000	0.0000 0.3240 0.3240	0.0000 6.1814 6.1814	0.0000 47.8136 47.8136	0.0000 Summer Winter TOTALS	Summer Winter TOTALS
41-150	Kent City-(Top)-04 Kent City-(Top)-04 TOTALS-TWP	\$10,118,900	4.5000 4.5000 9.0000	10.4500 10.4500 20.9000	2.1550 2.1550 4.3100	0.0000 2.3914 2.3914	0.0995 0.0000 0.0995	2.2435 0.0000 2.2435	0.0000 0.0000 0.0000	0.0000 1.3000 1.3000	0.0000 0.0000 0.0000	0.0000 0.3240 0.3240	0.0000 6.1814 6.1814	19.4480 27.3018 46.7498	0.0000 Summer Winter TOTALS	Summer Winter TOTALS
61-210	Kent City-(Vill)-04 Kent City-(Vill)-04 TOTALS-VILLAGE	\$1,210,400	4.5000 4.5000 9.0000	10.4500 10.4500 20.9000	2.1550 2.1550 4.3100	0.0000 2.3914 2.3914	0.0995 0.0000 0.0995	2.2435 0.0000 2.2435	0.0000 0.0000 0.0000	7.5000 1.3000 8.8000	0.0000 0.0000 0.0000	0.0000 0.3240 0.3240	0.0000 6.1814 6.1814	26.9480 27.3018 54.2498	0.0000 Summer Winter TOTALS	Summer Winter TOTALS
61-210	Ravenna-24 Ravenna-24 TOTALS	\$727,600	3.5000 3.5000 7.0000	13.0000 13.0000 26.0000	2.0500 2.0500 4.1000	0.0000 2.3914 2.3914	0.2500 0.2483 0.4983	1.2500 1.2415 2.4915	0.0000 0.0000 0.0000	0.0000 1.3000 1.3000	0.0000 0.0000 0.0000	0.0000 0.3240 0.3240	0.0000 6.1814 6.1814	20.0500 30.2366 50.2866	0.0000 Summer Winter TOTALS	Summer Winter TOTALS
61-120	CEDAR CREEK TWP Holton-02 Holton-02 TOTALS	\$15,703,775  \$13,942,475	0.0000 6.9762 6.9762	0.0000 23.4201 23.4201	0.0000 7.5400 7.5400	0.0000 2.3914 2.3914	0.0000 0.4983 0.4983	0.0000 2.4915 2.4915	0.0000 0.0000 0.0000	0.0000 1.2770 1.2770	0.0000 0.0000 0.0000	0.0000 0.3240 0.3240	0.0000 6.1814 6.1814	0.0000 51.0999 51.0999	0.0000 Summer Winter TOTALS	Summer Winter TOTALS
61-065	Oakridge-23 Oakridge-23 TOTALS	\$322,100	3.5000 3.5000 7.0000	12.2678 12.2678 24.5356	0.6500 0.6500 1.3000	0.0000 2.3914 2.3914	0.2500 0.2483 0.4983	1.2500 1.2415 2.4915	0.0000 0.0000 0.0000	0.0000 1.2770 1.2770	0.0000 0.0000 0.0000	0.0000 0.3240 0.3240	0.0000 6.1814 6.1814	17.9178 28.0814 45.9992	0.0000 Summer Winter TOTALS	Summer Winter TOTALS
61-220	Reeths-Puffer-(TOLK)-27 Reeths-Puffer-(TOLK)-27 TOTALS	\$1,439,200	3.5000 3.5000 7.0000	14.5000 14.5000 29.0000	0.1750 0.1750 0.3500	0.0000 2.3914 2.3914	0.2500 0.2483 0.4983	1.2500 1.2415 2.4915	0.0000 0.0000 0.0000	0.0000 1.2770 1.2770	0.0000 0.0000 0.0000	0.0000 0.3240 0.3240	0.0000 6.1814 6.1814	19.6750 29.8386 49.5136	0.0000 Summer Winter TOTALS	Summer Winter TOTALS