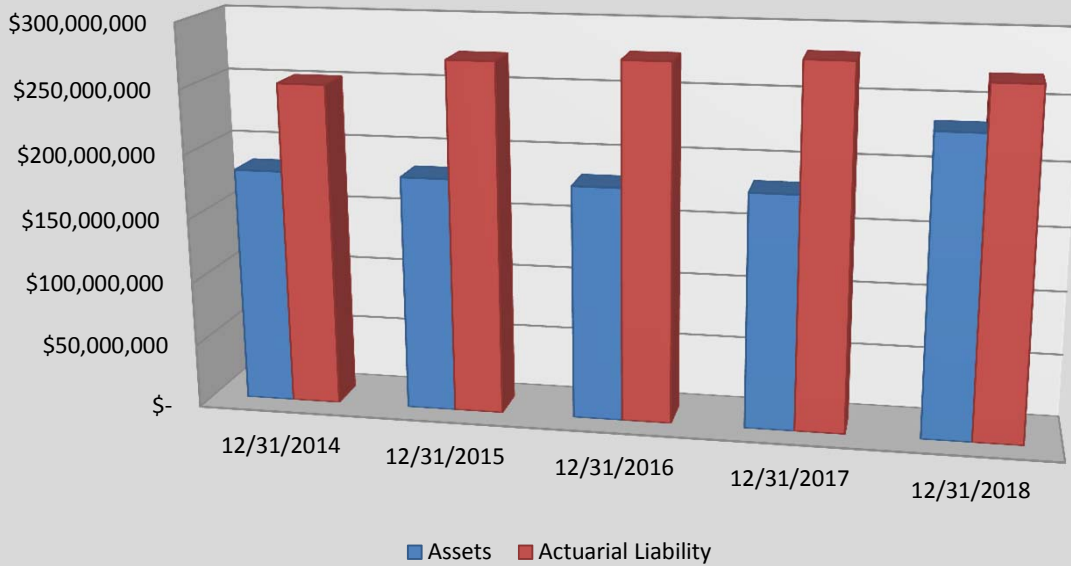
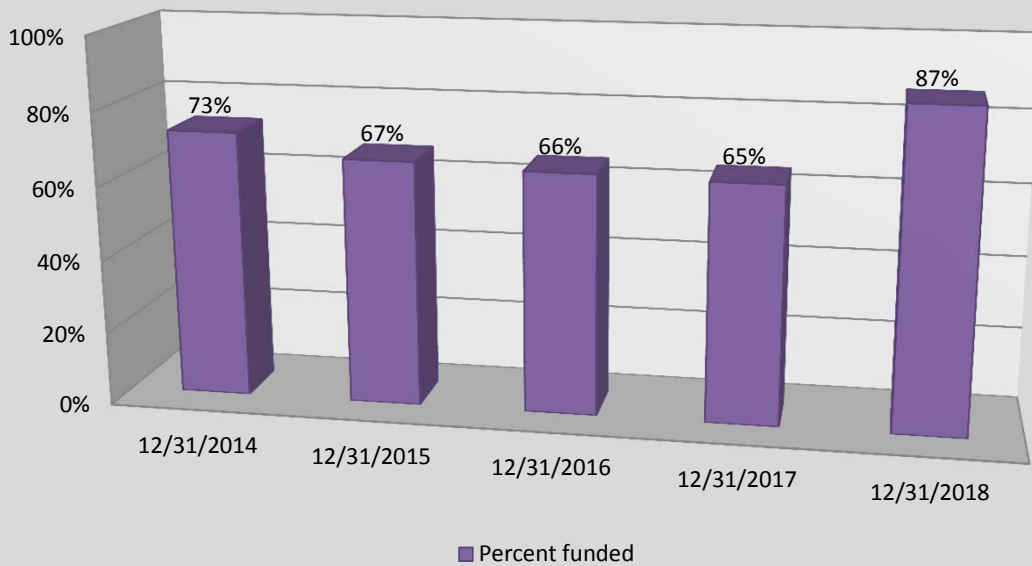


County of Muskegon Pension Funding Status



County of Muskegon Pension Percent Funded



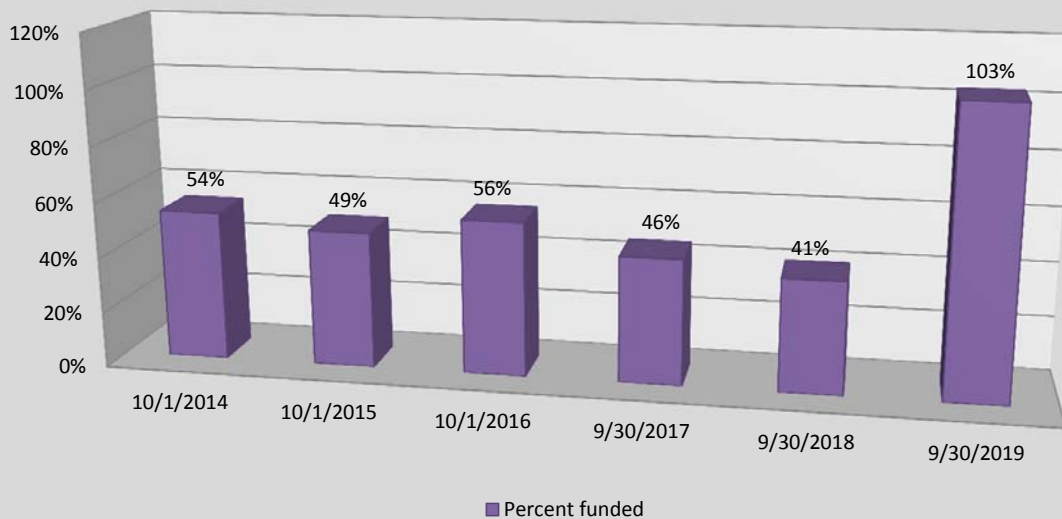
Pension historical funding detail is stated below:

Valuation Date	Pension				
	12/31/2014	12/31/2015	12/31/2016	12/31/2017	12/31/2018
Assets	183,783,616	183,261,921	181,973,117	182,527,616	232,802,461
Actuarial Liabilities	251,760,823	273,371,125	277,061,049	281,310,946	268,847,607
Unfunded (Overfunded)	67,977,207	90,109,204	95,087,932	98,783,330	36,045,146
% Funded	73%	67%	66%	65%	87%

County of Muskegon Other Post Employment Benefits (OPEB) Funding Status



County of Muskegon Other Post Employment Benefits (OPEB) Percent Funded



Other Post Employment Benefit (OPEB) historical funding detail is stated below:

Valuation Date	Other Post Employment Benefits (OPEB)					
	10/1/2014	10/1/2015*	10/1/2016	9/30/2017**	9/30/2018**	9/30/2019***
Assets	48,958,231	46,605,980	48,916,791	53,193,850	53,847,386	53,996,621
Actuarial Liabilities	90,500,533	94,386,242	87,667,314	116,855,989	132,437,393	52,271,298
Unfunded (Overfunded)	41,542,302	47,780,262	38,750,523	63,662,139	78,590,007	(1,725,323)
% Funded	54%	49%	56%	46%	41%	103%

* Per "interim" valuation.

** Liability increases for 09/30/2017 and 09/30/2018 are due to changes to assumptions as required per the recent implementation of GASB 74 and 75.

*** Liability decrease for 09/30/2019 is due largely to the reduction in Medicare Advantage premium costs as well as benefit structure change for future retirees.